

Life Is On

Schneider
Electric



 Price List

Industrial Automation Products

With effect from January 27th, 2020

TECHMECHELEC
TECHNICAL MECHANICAL ELECTRICAL



se.com/in

Techmech Electricals
1540-A, Bhagirath Palace, Delhi-06
techmechelec@yahoo.com

www.techmech.yolasite.com

> Phaseo Power Supplies	4
> Phaseo Transformers	5
> Altivar	7
> Altistart Soft Starters	13
> Zelio Smart Relays	15
> Zelio Plug-in-Relays	17
> Zelio SSR / Electronic Timer	23
> Harmony Control and Signalling Units	25
> Signalling Control Stations and Enclosures	30
> Signalling Illuminated Beacons and Indicator Banks	32
> Signalling Monoethic Tower Light	36
> Pendant Control and Light Duty Joystick	37
> Osisense Photoelectric Sensors	41
> Osisense Pressure Switches	44
> Osisense Limit Switches	45
> Osisense Inductive Sensors	52
> Osisense Application Sensors	56
> Osisense Cable Accessories	57
> XIOT solution	58
> Magelis	59
> Vijeo	62
> TeSys Control Range	68
> TeSys K	69
> TeSys D	71
> TeSys F	81
> TeSys Special Purpose Contactor	84
> TeSys H Ultra-compact starters	86
> TeSys LRD	90
> Circuit Breakers for Motor Protection	92
> GV4LE Magnetic Protection Toggle Control	93
> GV4PE Thermal Magnetic Protection Toggle Control	93
> Accessories for GV4	94
> Auxiliary Contact Blocks	94
> Accessories for Motor Circuit Breakers	95
> TeSys Switches	102
> Compact NSXm Moulded Case Circuit Breakers	105
> Compact NSXm MCCB with Integrated Earth Leakage Protection	106
> Compact NSXm Switch Disconnecter	107
> Compact NSXm Accessories	107
> Easypact NKS/EZC/ CVS MCCBs	108
> Easypact NKS/EZC/ CVS Accessories	109
> Acti 9 Miniature Circuit Breakers (MCBs)	110
> Acti 9 Residual Current Devices	112
> Acti 9 Surge Protection Devices	114
> Acti 9 Control and Command Products	116

ABL2 - With CE Marking only

Input Voltage	Output Voltage	Power Supply Output Current	Rated Power In W	Reference	Unit LP (₹)
In W					
100...240 V AC	24 V	1.5 A	35 W	ABL2REM24015K	1850
	24 V	2.2 A	50 W	ABL2REM24020K <input checked="" type="checkbox"/>	2050
	24 V	4.2 A	100 W	ABL2REM24045K <input checked="" type="checkbox"/>	3150
100...120 V AC or 200...240 V AC	24 V	6.5 A	150 W	ABL2REM24065K <input checked="" type="checkbox"/>	3800
	24 V	8.3 A	200 W	ABL2REM24085K	5040
	24 V	10.5 A	250 W	ABL2REM24100K <input checked="" type="checkbox"/>	5764
	24 V	14.6 A	350 W	ABL2REM24150K <input checked="" type="checkbox"/>	9400

ABL1 - Dedicated Range

Input Voltage	output Voltage	Power Supply Output Current	Rated Power In W	Reference	Unit LP (₹)
Without Anti-Harmonic Filter					
100...240 V AC	12 V DC	5 A	60 W	ABL1REM12050	3624
	24 V DC	2.5 A	60 W	ABL1REM24025 <input checked="" type="checkbox"/>	3429
		4.2 A	100 W	ABL1REM24042 <input checked="" type="checkbox"/>	4650
100...120 V AC or 200...240 V AC	24 V DC	6.2 A	150 W	ABL1REM24062 <input checked="" type="checkbox"/>	5500
		10 A	240 W	ABL1REM24100 <input checked="" type="checkbox"/>	8724
With Anti-Harmonic Filter					
100...240 V AC	12 V DC	8.3 A	100 W	ABL1RPM12083	5378
	24 V DC	4.2 A	100 W	ABL1RPM24042 <input checked="" type="checkbox"/>	5425
100...120 V AC or 200...240 V AC	24 V DC	6.2 A	150 W	ABL1RPM24062 <input checked="" type="checkbox"/>	7175
		10 A	240 W	ABL1RPM24100 <input checked="" type="checkbox"/>	10800
Optimum Range (without PFC, Automatic or Manual Reset)					
100...240 V AC	24 V	3 A	72 W	ABL8REM24030	8531
	24 V	5 A	120 W	ABL8REM24050 <input checked="" type="checkbox"/>	12800

ABL8 Ranges

Input Voltage	output Voltage	Power Supply Output Current	Rated Power In W	Reference	Unit LP (₹)
Modular Range (without PFC, Automatic Reset)					
100...240 V AC	5 V DC	4 A	20 W	ABL8MEM05040	7429
	12 V DC	2 A	25 W	ABL8MEM12020	6581
Universal Range (with PFC, Boost function, Diagnosis Contact, Automatic or Manual Reset)					
100...120 V single phase 200...500 V 2 phase	24 V	3 A	72 W	ABL8RPS24030	11680
	24 V	5 A	120 W	ABL8RPS24050	15100
		10 A	240 W	ABL8RPS24100	17250
100...120 V single phase 200...240 V AC 2 phase	24 V	20 A	480 W	ABL8RPM24200 <input checked="" type="checkbox"/>	23800
		24 V	20 A	480 W	ABL8WPS24200
300...500 V AC three phase	24 V	40 A	960 W	ABL8WPS24400	45000

Accessories

Description	Reference	Unit LP (₹)
ABL 1		
reversible mounting bracket - for regulated switch mode	ABL1A01	405
mounting plate for 35 mm rail - for regulated switch mode	ABL1A02	
Note: To be ordered in lot of 5.		
ABL 8 - Universal Range Accessories		
Battery Back-up module 20A	ABL8BBU24200	21945
Battery Back-up module 40A	ABL8BBU24400	29415
Battery pack 7 Ah	ABL8BPK24A07	15700
Buffer module 40A	ABL8BUF24400	20900
Protection module with two pole breaking	ABL8PRP24100	18285
Redundancy Module	ABL8RED24400	13885
Protection module with single pole breaking	ABL8PRE24100	12720

Please contact Customer Care Center for Stockable and Non stockable status of references.

NORMAL STOCK ITEMS

W.E.F. January 27th, 2020

ABT7 - Economy Range (Single Winding)

Input Voltage	Output Voltage	Rated Power in VA	Reference	Unit LP [₹]
Single phase 230V 40VA - 400VA 40° C				
230 V AC single phase ±15 V	24 V AC	40	ABT7ESM004B	6470
230 V AC single phase ±15 V	24 V AC	63	ABT7ESM006B	4850
230 V AC single phase ±15 V	24 V AC	100	ABT7ESM010B	5430
230 V AC single phase ±15 V	24 V AC	160	ABT7ESM016B	6630
230 V AC single phase ±15 V	24 V AC	250	ABT7ESM025B	8865
230 V AC single phase ±15 V	24 V AC	320	ABT7ESM032B	10804
230 V AC single phase ±15 V	24 V AC	400	ABT7ESM040B	11832

ABL6 - Optimum Range (Single Winding)

Input Voltage	Output Voltage	Rated Power in VA	Reference	Unit LP [₹]
Single phase 230/400V 25VA - 2500VA 50° C				
230/400 V single phase ±15 V	24 V AC	25	ABL6TS02B	5968
230/400 V single phase ±15 V	24 V AC	40	ABL6TS04B	6050
230/400 V single phase ±15 V	24 V AC	63	ABL6TS06B	6220
230/400 V single phase ±15 V	24 V AC	100	ABL6TS10B	6900
230/400 V single phase ±15 V	24 V AC	160	ABL6TS16B	7955
230/400 V single phase ±15 V	24 V AC	250	ABL6TS25B	10234
230/400 V single phase ±15 V	24 V AC	400	ABL6TS40B	15650
230/400 V single phase ±15 V	24 V AC	630	ABL6TS63B	20413
230/400 V single phase ±15 V	24 V AC	1000	ABL6TS100B	26700
230/400 V single phase ±15 V	24 V AC	1600	ABL6TS160B	54500
230/400 V single phase ±15 V	24 V AC	2500	ABL6TS250B	89300
230/400 V single phase ±15 V	115 V AC	25	ABL6TS02G	6009
230/400 V single phase ±15 V	115 V AC	40	ABL6TS04G	6066
230/400 V single phase ±15 V	115 V AC	63	ABL6TS06G	6264
230/400 V single phase ±15 V	115 V AC	100	ABL6TS10G	6849
230/400 V single phase ±15 V	115 V AC	160	ABL6TS16G	8100
230/400 V single phase ±15 V	115 V AC	250	ABL6TS25G	10315
230/400 V single phase ±15 V	115 V AC	400	ABL6TS40G	15650
230/400 V single phase ±15 V	115 V AC	630	ABL6TS63G	21000
230/400 V single phase ±15 V	115 V AC	1000	ABL6TS100G	25638
230/400 V single phase ±15 V	115 V AC	1600	ABL6TS160G	45692
230/400 V single phase ±15 V	115 V AC	2500	ABL6TS250G	74736
230/400 V single phase ±15 V	230 V AC	25	ABL6TS02U	6050
230/400 V single phase ±15 V	230 V AC	40	ABL6TS04U	5960
230/400 V single phase ±15 V	230 V AC	63	ABL6TS06U	6165
230/400 V single phase ±15 V	230 V AC	100	ABL6TS10U	6500
230/400 V single phase ±15 V	230 V AC	160	ABL6TS16U	8100
230/400 V single phase ±15 V	230 V AC	250	ABL6TS25U	9745
230/400 V single phase ±15 V	230 V AC	400	ABL6TS40U	15150
230/400 V single phase ±15 V	230 V AC	630	ABL6TS63U	19363
230/400 V single phase ±15 V	230 V AC	1000	ABL6TS100U <input checked="" type="checkbox"/>	26800
230/400 V single phase ±15 V	230 V AC	1600	ABL6TS160U	42869
230/400 V single phase ±15 V	230 V AC	2500	ABL6TS250U	70065

Please contact Customer Care Center for Stockable and Non stockable status of references.

 NORMAL STOCK ITEMSW.E.F. January 27th, 2020

ABT7 - Universal Range (Double Winding)

Input Voltage	Output Voltage	Rated Power in VA	Reference	Unit LP [₹]
Single phase 230/400V 25VA - 2500VA 60° C				
230/400 V single phase ±15 V	24/48 V AC	40	ABT7PDU004B	7988
230/400 V single phase ±15 V	24/48 V AC	63	ABT7PDU006B	8212
230/400 V single phase ±15 V	24/48 V AC	250	ABT7PDU025B	12769
230/400 V single phase ±15 V	24/48 V AC	400	ABT7PDU040B	16138
230/400 V single phase ±15 V	24/48 V AC	630	ABT7PDU063B	24326
230/400 V single phase ±15 V	115/230 V AC	25	ABT7PDU002G	7345
230/400 V single phase ±15 V	115/230 V AC	40	ABT7PDU004G	7400
230/400 V single phase ±15 V	115/230 V AC	63	ABT7PDU006G	7600
230/400 V single phase ±15 V	115/230 V AC	100	ABT7PDU010G	8183
230/400 V single phase ±15 V	115/230 V AC	160	ABT7PDU016G	9350
230/400 V single phase ±15 V	115/230 V AC	250	ABT7PDU025G	12700
230/400 V single phase ±15 V	115/230 V AC	400	ABT7PDU040G	14700
230/400 V single phase ±15 V	115/230 V AC	630	ABT7PDU063G	24350
230/400 V single phase ±15 V	115/230 V AC	1000	ABT7PDU100G	29300
230/400 V single phase ±15 V	115/230 V AC	1600	ABT7PDU160G	47050
230/400 V single phase ±15 V	115/230 V AC	2500	ABT7PDU250G	76072
230/400 V single phase ±15 V	115/230 V AC	25	ABT7PDU002B	8650
230/400 V single phase ±15 V	115/230 V AC	100	ABT7PDU010B	8900
230/400 V single phase ±15 V	115/230 V AC	160	ABT7PDU016B	11450
230/400 V single phase ±15 V	115/230 V AC	1000	ABT7PDU100B	31800
230/400 V single phase ±15 V	115/230 V AC	1600	ABT7PDU160B	52600
230/400 V single phase ±15 V	115/230 V AC	2500	ABT7PDU250B	85250

Please contact Customer Care Center for Stockable and Non stockable status of references.

NORMAL STOCK ITEMS

W.E.F. January 27th, 2020

General Purpose Drives

Altivar12 Drive: 1-Phase / 3-Phase 230 Volts Input & 3-Phase 230 Volts Output Drive



- Small: easily integrated in any machine
- Discreet & Intuitive
- Reliable: quality which stands the test of time
- High-performance: even without adjustment

kW (HD)	HP Rating	Max. continuous current(A)	Reference	Unit LP [₹]
Single phase-Supply Voltage: 200...240V				
0.18	0.25	1.4	ATV12H018M2	On request
0.37	0.55	2.4	ATV12H037M2	On request
0.55	0.75	3.5	ATV12H055M2	On request
0.75	1	4.2	ATV12H075M2	On request
1.5	2	7.5	ATV12HU15M2	On request
2.2	3	10	ATV12HU22M2	On request
Three phase-Supply Voltage: 200...240V				
0.37	0.55	2.4	ATV12H037M3	On request
0.75	1	4.2	ATV12H075M3	On request
1.5	2	7.5	ATV12HU15M3	On request
2.2	3	10	ATV12HU22M3	On request
3	~	12.2	ATV12HU30M3	On request
4	5	16.7	ATV12HU40M3	On request

Altivar310 Drive: 3-Phase 440 Volts Input & 3-Phase 440 Volts Output Drive



- Optimized installation space & Optimized time and cost
- Service cost savings
- Easy to operate
- Easy to maintain & Easy to integrate in automation system
- 55deg Celsius ambient temperature without derating

kW	HP Rating	Max. continuous current(A)	Reference	Unit LP [₹]
Three phase-Supply Voltage: 380...460V				
0.37	0.5	1.5	ATV310H037N4E	On request
0.75	1	2.3	ATV310H075N4E	On request
1.5	2	4.1	ATV310HU15N4E	On request
2.2	3	5.5	ATV310HU22N4E	On request
3	4	7.1	ATV310HU30N4E	On request
4	5	9.5	ATV310HU40N4E	On request
5.5	7.5	12.6	ATV310HU55N4E	On request
7.5	10	17	ATV310HU75N4E	On request
11	15	24	ATV310HD11N4E	On request

Please contact Customer Care Center for Stockable and Non stockable status of references.

NORMAL STOCK ITEMS

W.E.F. January 27th, 2020

Altivar610 Drive: Drives for pumps and fans from 0.75 to 160 kW



- Compact size: simplicity of integration and reduction of the size of the enclosures
- Electronic cards with protective coating
- Operation temperature: -10...+60°C
- IP40 protection level on the top of the product
- Typical multi-pump configuration without PLC
- 7 preprogrammed function blocks cover 90% of the pump and fan applications
- Colored control circuit terminals to avoid misuse

ND	kW		Max. continuous current(A)		Reference	Unit LP [₹]
	ND	HD	ND	HD		
Three phase-Supply Voltage: 380...415V						
4		3	9.3	7.2	ATV610U40N4	On request
5.5		4	12.7	9.3	ATV610U55N4	On request
7.5		5.5	15.8	12.7	ATV610U75N4	On request
11		7.5	23.5	16.5	ATV610D11N4	On request
15		11	31.7	23.5	ATV610D15N4	On request
18.5		15	39.2	31.7	ATV610D18N4	On request
22		18.5	46.3	39.2	ATV610D22N4	On request
30		22	61.5	46.3	ATV610D30N4	On request
37		30	74.5	59.6	ATV610D37N4	On request
45		37	88	74.5	ATV610D45N4	On request
55		45	106	88	ATV610D55N4	On request
75		55	145	106	ATV610D75N4	On request
90		75	173	145	ATV610D90N4	On request
110		90	211	173	ATV610C11N4	On request
132		110	250	211	ATV610C13N4	On request
160		132	302	250	ATV610C16N4	On request

Altivar212 Drive: Drives for HVAC, 3-phase asynchronous motors from 0.75 to 75 kW



- Embedded communication Modbus, Apogee FLN P1, Metasys N2, BacNet
- More Friendly simplicity & comfort with Universal Graphic Keypad
- Low Harmonics Emissions: Low THDI = 30%
- EMC Immunity Protection & Noise reductions
- AHRI Approved

kW	Max. continuous current(A)	Reference	Unit LP [₹]
Three phase-Supply Voltage: 380...480V			
0.75	2.2	ATV212H075N4	On request
1.5	3.7	ATV212HU15N4	On request
2.2	5.1	ATV212HU22N4	On request
3	7.2	ATV212HU30N4	On request
4	9.1	ATV212HU40N4	On request
5.5	12	ATV212HU55N4	On request
7.5	16	ATV212HU75N4	On request
11	22.5	ATV212HD11N4	On request
15	30.5	ATV212HD15N4	On request
18.5	37	ATV212HD18N4	On request
22	43.5	ATV212HD22N4	On request
30	58.5	ATV212HD30N4	On request
37	79	ATV212HD37N4	On request
45	94	ATV212HD45N4	On request
55	116	ATV212HD55N4	On request
75	160	ATV212HD75N4	On request

Please contact Customer Care Center for Stockable and Non stockable status of references.

NORMAL STOCK ITEMS

W.E.F. January 27th, 2020

Machine Drives

Altivar320 drive: Drives for synchronous and asynchronous motors from 0.18 to 15 kW (0.25 to 20 Hp)



- Cost Saving: Optimized Space and Time
- Solution Oriented: ATV Logic, Ready for automation integration
- Ambient temperature: 50deg C w/o deration
- Safety embedded as standard (STO SIL3)
- Possibility to connect a graphic terminal as option (Basic & Advanced)
- Modbus & Can Open as standard
- Protection against harsh environment 3C3 class

kW	Max. continuous current(A)	Reference	Unit LP (₹)
Single phase-Supply Voltage: 200...240V			
0.18	1.5	ATV320U02M2C	On request
0.37	3.3	ATV320U04M2C	On request
0.55	3.7	ATV320U06M2C	On request
0.75	4.8	ATV320U07M2C	On request
1.1	6.9	ATV320U11M2C	On request
1.5	8	ATV320U15M2C	On request
2.2	11	ATV320U22M2C	On request
Three phase-Supply Voltage: 200...240V			
1.5	8	ATV320U15M3C	On request
4	17.5	ATV320U40M3C	On request
5.5	27.5	ATV320U55M3C	On request
7.5	33	ATV320U75M3C	On request
11	54	ATV320D11M3C	On request
15	66	ATV320D15M3C	On request
Three phase-Supply Voltage: 380...500V (COMPACT)			
0.37	1.5	ATV320U04N4C	On request
0.55	1.9	ATV320U06N4C	On request
0.75	2.3	ATV320U07N4C	On request
1.1	3	ATV320U11N4C	On request
1.5	4.1	ATV320U15N4C	On request
2.2	5.5	ATV320U22N4C	On request
3	7.1	ATV320U30N4C	On request
4	9.5	ATV320U40N4C	On request
5.5	14.3	ATV320U55N4C	On request
7.5	17	ATV320U75N4C	On request
11	27.7	ATV320D11N4C	On request
15	33	ATV320D15N4C	On request
Three phase-Supply Voltage: 380...500V (BOOK)			
0.4	1.5	ATV320U04N4B	On request
0.6	1.9	ATV320U06N4B	On request
0.8	2.3	ATV320U07N4B	On request
1.1	3	ATV320U11N4B	On request
1.5	4.1	ATV320U15N4B	On request
2.2	5.5	ATV320U22N4B	On request
3	7.1	ATV320U30N4B	On request
4	9.5	ATV320U40N4B	On request
5.5	14.3	ATV320U55N4B	On request
7.5	17	ATV320U75N4B	On request
11	27.7	ATV320D11N4B	On request
15	33	ATV320D15N4B	On request
Three phase-Supply Voltage: 380...500V, IP66			
0.37	1.5	ATV320U04N4W*	On request
0.55	1.9	ATV320U06N4W*	On request
0.75	2.3	ATV320U07N4W*	On request
1.1	3	ATV320U11N4W*	On request
1.5	4.1	ATV320U15N4W*	On request
2.2	5.5	ATV320U22N4W*	On request
3	7.1	ATV320U30N4W*	On request
4	9.5	ATV320U40N4W*	On request
5.5	14.3	ATV320U55N4W*	On request
7.5	17	ATV320U75N4W*	On request

Note: References ending with B are BOOK type & Reference ending with C are COMPACT type.
References ending with N4W* are IP66.

Please contact Customer Care Center for Stockable and Non stockable status of references.

NORMAL STOCK ITEMS

W.E.F. January 27th, 2020

Altivar340 drive: Drives with innovative variable speed drives for high-performance machines upto 75kW



- Reduced requirement for additional devices thanks to rich interfaces, I/Os, and PTIs/PTOs, and an embedded encoder
- 5 DI +2 (DI/DO);2 RO ;2 AI ;1 AO
- 30kW...75kW : 8 DI ;1DO ;3RO ;3AI ;2AO
- DC choke inbuilt from 30kW and above
- Heavy duty 150%In for 60sec & 180%In for 2sec
- Embedded STO SIL3
- On board A/B/I & SinCos 1Vpp encoder
- Chemical class for harsh environment 3C3
- High-speed native multi-Ethernet connectivity – real-time communication
- 1 ms application cycle time

ATV340 Modular Drive: Power & Supply Voltage: 0.75 – 22 kW & 400/480 V three phase

ATV340 Ethernet Drive(ATV340***N4E): Power & Supply Voltage: 0.75 – 75 kW & 400/480 V three phase

ND	kW		Max. continuous current(A)		Reference	Unit LP [₹]
	ND	HD	ND	HD		
Three phase-Supply Voltage: 380...480V (Modular)						
0.75	1.1	2.2	2.2	2.8	ATV340U07N4	On request
1.5	2.2	4	4	5.6	ATV340U15N4	On request
2.2	3	5.6	5.6	7.2	ATV340U22N4	On request
3	4	7.2	7.2	9.3	ATV340U30N4	On request
4	5.5	9.3	9.3	12.7	ATV340U40N4	On request
5.5	7.5	12.7	12.7	16.5	ATV340U55N4	On request
7.5	11	16.5	16.5	24	ATV340U75N4	On request
11	15	24	24	32	ATV340D11N4	On request
15	18.5	32	32	39	ATV340D15N4	On request
18.5	22	39	39	46	ATV340D18N4	On request
22	30	46	46	62	ATV340D22N4	On request
Three phase-Supply Voltage: 380...480V (With Ethernet)						
0.75	1.1	2.2	2.2	2.8	ATV340U07N4E	On request
1.5	2.2	4	4	5.6	ATV340U15N4E	On request
2.2	3	5.6	5.6	7.2	ATV340U22N4E	On request
3	4	7.2	7.2	9.3	ATV340U30N4E	On request
4	5.5	9.3	9.3	12.7	ATV340U40N4E	On request
5.5	8	12.7	12.7	16.5	ATV340U55N4E	On request
8	11	16.5	16.5	24	ATV340U75N4E	On request
11	15	24	24	32	ATV340D11N4E	On request
15	18.5	32	32	39	ATV340D15N4E	On request
18.5	22	39	39	46	ATV340D18N4E	On request
22	30	46	46	62	ATV340D22N4E	On request
30	37	61.5	61.5	74.5	ATV340D30N4E	On request
37	45	74.5	74.5	88	ATV340D37N4E	On request
45	55	88	88	106	ATV340D45N4E	On request
55	75	106	106	145	ATV340D55N4E	On request
75	90	145	145	173	ATV340D75N4E	On request

Please contact Customer Care Center for Stockable and Non stockable status of references.

NORMAL STOCK ITEMS

W.E.F. January 27th, 2020

Altivar Process ATV630 : Variable Speed IIOT Drive dedicated to process Industry and Utilities (Pump & Fan) from 0.75 kW to 315 kW.



- Alfa-numeric and graphical display to monitor trends and values
- Inbuilt features dedicated for Pump eg. Pump Curves, Pipe fill, Anti Jam, Pipe cleaning etc
- Calculative power consumption with respect to flow (kwh/m³)
- VFD designed for 50 deg C without derating.
- In Built choke & EMC Filter
- Integrated Modbus & Modbus TCP/IP (Ethernet)
- Web server inbuilt
- Ethernet & Modbus in Built
- QR code feature in built to get documents access on line and register service request directly from QR code.



ND	kW		Max. continuous current (A)		Reference	Unit LP [₹]
	ND	HD	ND	HD		
Three phase-Supply Voltage:380...480V (IP21)						
0.75		0.37	2.2	1.5	ATV630U07N4	On request
1.5		0.75	4	2.2	ATV630U15N4	On request
2.2		1.5	5.6	4	ATV630U22N4	On request
3		2.2	7.2	5.6	ATV630U30N4	On request
4		3	9.3	7.2	ATV630U40N4	On request
5.5		4	12.7	9.3	ATV630U55N4	On request
7.5		5.5	16.5	12.7	ATV630U75N4	On request
11		7.5	23.5	16.5	ATV630D11N4	On request
15		11	31.7	23.5	ATV630D15N4	On request
18.5		15	39.2	31.7	ATV630D18N4	On request
22		18.5	46.3	39.2	ATV630D22N4	On request
30		22	61.5	46.3	ATV630D30N4	On request
37		30	74.5	61.5	ATV630D37N4	On request
45		37	88	74.5	ATV630D45N4	On request
55		45	106	88	ATV630D55N4	On request
75		55	145	106	ATV630D75N4	On request
90		75	173	145	ATV630D90N4	On request
110		90	211	173	ATV630C11N4	On request
132		110	250	211	ATV630C13N4	On request
160		132	302	250	ATV630C16N4	On request
220		160	427	302	ATV630C22N4	On request
250		220	481	387	ATV630C25N4	On request
315		250	616	481	ATV630C31N4	On request
Three phase-Supply Voltage: 380...480V (IP55)						
0.75		0.37	2.2	1.5	ATV650U07N4	On request
1.5		0.75	4	2.2	ATV650U15N4	On request
2.2		1.5	5.6	4	ATV650U22N4	On request
3		2.2	7.2	5.6	ATV650U30N4	On request
4		3	9.3	7.2	ATV650U40N4	On request
5.5		4	12.7	9.3	ATV650U55N4	On request
7.5		5.5	16.5	12.7	ATV650U75N4	On request
11		7.5	23.5	16.5	ATV650D11N4	On request
15		11	31.7	23.5	ATV650D15N4	On request
18.5		15	39.2	31.7	ATV650D18N4	On request
22		18.5	46.3	39.2	ATV650D22N4	On request
30		22	61.5	46.3	ATV650D30N4	On request
37		30	74.5	61.5	ATV650D37N4	On request
45		37	88	74.5	ATV650D45N4	On request
55		45	106	88	ATV650D55N4	On request
75		55	145	106	ATV650D75N4	On request
90		75	173	145	ATV650D90N4	On request

Please contact Customer Care Center for Stockable and Non stockable status of references.

NORMAL STOCK ITEMS

W.E.F. January 27th, 2020

Altivar Process ATV930: Variable speed drives dedicated to constant torque application with excellent motor control and connectivity capabilities (0.75kW to 315kW)



- Alfa-numeric and graphical display to monitor trends and values.
- Calculative power consumption with respect to flow (kwh/m³).
- VFD designed for 50 deg C without derating.
- In Built choke & EMC Filter
- Integrated Modbus & dual Ethernet port
- Web server in built
- Macro configuration of hoisting & conveyor are available
- Ethernet & Modbus in Built
- QR code feature in built to get documents access on line and register service request directly from QR code.



ND	kW		Max. continuous current (A)		Reference	Unit LP (₹)
	HD	ND	HD	ND		
Three phase-Supply Voltage: 380...480V (IP21)						
0.75	0.37	2.2	1.5	ATV930U07N4	On request	
1.5	0.75	4	2.2	ATV930U15N4	On request	
2.2	0.75	5.6	4	ATV930U22N4	On request	
3	1.5	7.2	5.6	ATV930U30N4	On request	
4	2.2	9.3	7.2	ATV930U40N4	On request	
5.5	3	12.7	9.3	ATV930U55N4	On request	
7.5	4	16.5	12.7	ATV930U75N4	On request	
11	5.5	23.5	16.5	ATV930D11N4	On request	
15	7.5	31.7	23.5	ATV930D15N4	On request	
18.5	15	39.2	31.7	ATV930D18N4	On request	
22	18.5	46.3	39.2	ATV930D22N4	On request	
30	22	61.5	46.3	ATV930D30N4	On request	
37	30	74.5	61.5	ATV930D37N4	On request	
45	37	88	74.5	ATV930D45N4	On request	
55	45	106	88	ATV930D55N4C*	On request	
55	45	106	88	ATV930D55N4	On request	
75	55	145	106	ATV930D75N4C*	On request	
75	55	145	106	ATV930D75N4	On request	
90	75	173	145	ATV930D90N4C*	On request	
90	75	173	145	ATV930D90N4	On request	
110	90	211	173	ATV930C11N4C*	On request	
110	90	211	173	ATV930C11N4	On request	
132	110	250	211	ATV930C13N4C*	On request	
132	110	250	211	ATV930C13N4	On request	
160	132	302	250	ATV930C16N4C*	On request	
160	132	302	250	ATV930C16N4	On request	
220	160	427	302	ATV930C22N4C*	On request	
220	160	427	302	ATV930C22N4	On request	
250	200	481	387	ATV930C25N4C*	On request	
315	250	616	481	ATV930C31N4C*	On request	
Three phase-Supply Voltage: 380...480V (IP55)						
0.75	0.37	2.2	1.5	ATV950U07N4	On request	
1.5	0.75	4	2.2	ATV950U15N4	On request	
2.2	0.75	5.6	4	ATV950U22N4	On request	
3	1.5	7.2	5.6	ATV950U30N4	On request	
4	2.2	9.3	7.2	ATV950U40N4	On request	
5.5	3	12.7	9.3	ATV950U55N4	On request	
7.5	4	16.5	12.7	ATV950U75N4	On request	
11	5.5	23.5	16.5	ATV950D11N4	On request	
15	7.5	31.7	23.5	ATV950D15N4	On request	
18.5	15	39.2	31.7	ATV950D18N4	On request	
22	18.5	46.3	39.2	ATV950D22N4	On request	
30	22	61.5	46.3	ATV950D30N4	On request	
37	30	74.5	61.5	ATV950D37N4	On request	
45	37	88	74.5	ATV950D45N4	On request	
55	45	106	88	ATV950D55N4	On request	
75	55	145	106	ATV950D75N4	On request	
90	75	173	145	ATV950D90N4	On request	

*Reference ending with 'C' is without braking unit

Please contact Customer Care Center for Stockable and Non stockable status of references.

NORMAL STOCK ITEMS

W.E.F. January 27th, 2020

Soft Starter

ATS01 Soft Start – Soft Stop Unit (For Simple Machines)



[Us] Rated Supply Voltage	Network Number of Phases	Motor Power kW	Starting Time	[Ie] Rated Operational Current (A)	Reference	Unit LP [₹]
380...415V 50.....60Hz	3	1.5kW/2.2kW/3kW	adjustable from 1 to 10s	6	ATS01N206QN	On Request
		4kW	adjustable from 1 to 10s	9	ATS01N209QN	On Request
		5.5kW	adjustable from 1 to 10s	12	ATS01N212QN	On Request
		7.5kW/11kW	adjustable from 1 to 10s	22	ATS01N222QN	On Request
		15kW	adjustable from 1 to 10s	32	ATS01N232QN	On Request

ATS22 Soft Starter: Soft Starter for Utilities i.e. Pump & fan



- Embedded shorting contactor
- Size reduction: average of 25% less compare to ATS48 alone (without additional by-pass)
- Full starter and motor protections
- True three phases control
- Modbus in Built

kW (400 V)	Nominal Current (Amps)	Reference	Unit LP [₹]
Three phase-Supply Voltage: 230V...440V			
7.5	17	ATS22D17Q	On Request
15	32	ATS22D32Q	On Request
22	47	ATS22D47Q	On Request
30	62	ATS22D62Q	On Request
37	75	ATS22D75Q	On Request
45	88	ATS22D88Q	On Request
55	110	ATS22C11Q	On Request
75	140	ATS22C14Q	On Request
90	170	ATS22C17Q	On Request
110	210	ATS22C21Q	On Request
132	250	ATS22C25Q	On Request
160	320	ATS22C32Q	On Request
220	410	ATS22C41Q	On Request
250	480	ATS22C48Q	On Request
315	590	ATS22C59Q	On Request

Please contact Customer Care Center for Stockable and Non stockable status of references.

NORMAL STOCK ITEMS

W.E.F. January 27th, 2020

ATS48 Soft start-soft stop units for 3-phase asynchronous motors from 4 to 1200 kW



- Thermal protection of the motor
- Protection of the machine: under load and overload with adjustable threshold and times, locked rotor, control of the direction of rotation
- Control of starter bypass contactor to prevent heat dissipation
- Numerous configurable inputs/outputs
- Modbus Integrated

Altistart 48 offers you the benefits of its patented Torque Control System (TCS). Ready for immediate start-up, with simplified wiring and extended communication functions, it can be integrated at the heart of your applications in complete simplicity

For STD Application kW (400V)	For Severe Application kW (400V)	For STD Application Nominal Current (Amps)	For Severe Application Nominal Current (Amps)	Reference	Unit LP [₹]
Three phase-Supply Voltage: 230V...415V					
7.5	5.5	17	12	ATS48D17Q	On Request
11	7.5	22	17	ATS48D22Q	On Request
15	11	32	22	ATS48D32Q	On Request
19	15	38	32	ATS48D38Q	On Request
22	18.5	47	38	ATS48D47Q	On Request
30	22	62	47	ATS48D62Q	On Request
37	30	75	62	ATS48D75Q	On Request
45	37	88	75	ATS48D88Q	On Request
55	45	110	88	ATS48C11Q	On Request
75	55	140	110	ATS48C14Q	On Request
90	75	170	140	ATS48C17Q	On Request
110	90	210	170	ATS48C21Q	On Request
132	110	250	210	ATS48C25Q	On Request
160	132	320	250	ATS48C32Q	On Request
220	160	410	320	ATS48C41Q	On Request
250	220	480	410	ATS48C48Q	On Request
315	250	590	480	ATS48C59Q	On Request
355	315	660	590	ATS48C66Q	On Request
400	355	790	660	ATS48C79Q	On Request
500	400	1000	790	ATS48M10Q	On Request
630	500	1200	1000	ATS48M12Q	On Request

Please contact Customer Care Center for Stockable and Non stockable status of references.

NORMAL STOCK ITEMS

W.E.F. January 27th, 2020



Zelio 2 compact smart relay with display



Zelio 2 compact smart relay without display



Zelio 2 modular smart relay with display

Relays

Description	Reference	Unit LP (₹)
Voltage 24V DC		
Zelio Logic module - 10 I O, RLY - w/o clock - with display	SR2A101BD <input checked="" type="checkbox"/>	11700
Zelio Logic module - 20 I O, RLY - w/o clock - with display	SR2A201BD <input checked="" type="checkbox"/>	19100
Zelio Logic module - 12 I O, TRN - with clock - with display	SR2B121BD <input checked="" type="checkbox"/>	10700
Zelio Logic module - 12 I O, TRN - with clock - with display	SR2B122BD	16050
Zelio Logic module - 20 I O, RLY - with clock - with display	SR2B201BD <input checked="" type="checkbox"/>	21250
Zelio Logic module - 20 I O, RLY - with clock - with display	SR2B202BD	22100
Zelio Logic module - 10 I O, RLY - w/o clock - w/o display	SR2D101BD <input checked="" type="checkbox"/>	7500
Zelio Logic module - 20 I O, RLY - w/o clock - w/o display	SR2D201BD <input checked="" type="checkbox"/>	17150
Zelio Logic module - 12 I O, RLY - with clock - w/o display	SR2E121BD	11000
Zelio Logic module - 20 I O, RLY - with clock - w/o display	SR2E201BD	20800
Zelio Logic module - 10 I O, RLY - with clock - with display	SR3B101BD	12900
Zelio Logic module - 10 I O, TRN - with clock - with display	SR3B102BD	11900
Zelio Logic module - 26 I O, RLY - with clock - with display	SR3B261BD <input checked="" type="checkbox"/>	26800
Zelio Logic module - 26 I O, TRN - with clock - with display	SR3B262BD	26850
Voltage 100-240V AC		
Zelio Logic module - 10 I O, RLY - w/o clock - with display	SR2A101FU <input checked="" type="checkbox"/>	13250
Zelio Logic module - 20 I O, RLY - w/o clock - with display	SR2A201FU <input checked="" type="checkbox"/>	19650
Zelio Logic module - 12 I O, RLY - with clock - with display	SR2B121FU <input checked="" type="checkbox"/>	13150
Zelio Logic module - 20 I O, RLY - with clock - with display	SR2B201FU <input checked="" type="checkbox"/>	21850
Zelio Logic module - 10 I O, RLY - w/o clock - w/o display	SR2D101FU	9550
Zelio Logic module - 20 I O, RLY - w/o clock - w/o display	SR2D201FU	20250
Zelio Logic module - 12 I O, RLY - with clock - w/o display	SR2E121FU	12100
Zelio Logic module - 20 I O, RLY - with clock - w/o display	SR2E201FU	22750
Zelio Logic module - 10 I O, RLY - with clock - with display	SR3B101FU	14500
Zelio Logic module - 26 I O, RLY - with clock - with display	SR3B261FU <input checked="" type="checkbox"/>	27700
Voltage 12V DC		
Zelio Logic module - 12 I O - with clock - with display	SR2B121JD	13750
Zelio Logic module - 20 I O - with clock - with display	SR2B201JD	17500
Voltage 24V AC		
Zelio Logic module - 12 I O - with clock - with display	SR2B121B	13750
Zelio Logic module - 20 I O - with clock - with display	SR2B201B	26300
Zelio Logic module - 20 I O - with clock - w/o display	SR2E201B	20900
Zelio Logic module - 10 I O - with clock - with display	SR3B101B	14600
Zelio Logic module - 24 I O - with clock - with display	SR3B261B	29250

Note: Zelio Smart Relays are also available in other voltages. Please contact our nearest Sales Office for the same.

Please contact Customer Care Center for Stockable and Non stockable status of references.

NORMAL STOCK ITEMS

W.E.F. January 27th, 2020



I/O Extension module

I/O Extension modules

Description	Reference	Unit LP [₹]
discrete I/O extension module - 6 I O 4DI, 2DO - 24 V DC	SR3XT61BD	5600
discrete I/O extension module - 6 I O 4DI, 2DO	SR3XT61FU	5800
discrete I/O extension module - 10 I O 6DI, 4DO - 24 V DC	SR3XT101BD <input checked="" type="checkbox"/>	5800
discrete I/O extension module - 10 I O 6DI, 4DO	SR3XT101FU	7300
discrete I/O extension module - 14 I O 8DI, 6DO - 24 V AC	SR3XT141B	10000
discrete I/O extension module - 14 I O 8DI, 6DO - 24 V DC	SR3XT141BD <input checked="" type="checkbox"/>	8000
discrete I/O extension module - 14 I O 8DI, 6DO	SR3XT141FU	8500
Analogue I/O extension module - 2 AI/ 2AO	SR3XT43BD	13250

Accessories

Description	Reference	Unit LP [₹]
SUB-D 9-pin PC connecting cable - 3 m	SR2CBL01 <input checked="" type="checkbox"/>	6150
SUB-D 9-pin modem connecting cable - 0.5 m	SR2CBL07 <input checked="" type="checkbox"/>	8425
communication interface	SR2COM01	12200
documentation - programming on the smart relay - EN	SR2MAN01EN	2500
memory cartridge firmware - up to v 2.4 - EEPROM	SR2MEM01 <input checked="" type="checkbox"/>	1650
memory cartridge firmware - for v 3.0 - EEPROM	SR2MEM02 <input checked="" type="checkbox"/>	1950
modem interface - analog PSTN	SR2MOD01	50200
modem interface - GSM	SR2MOD02	42600
programming software "Zelio Soft 2" multilingual - CD-ROM	SR2SFT01	2055
USB PC connecting cable - 3 m	SR2USB01 <input checked="" type="checkbox"/>	10450

Please contact Customer Care Center for Stockable and Non stockable status of references.

NORMAL STOCK ITEMS

W.E.F. January 27th, 2020



- 10 A relays with 1 C/O contact and 5 A relays with 2 C/O contacts.
- Sockets with separate contact terminals, screw connector connection and built-in plastic maintaining clamp, 35mm DIN rail mounting and Panel mounting.
- Optional modules for additional protection

RXG Interface Relays NEW

Product description	Reference	Unit LP [₹]
1CO 10A Relay +LTB-LED 24VAC	RXG11B7	562
1CO 10A Relay +LTB-LED 48VAC	RXG11E7	573
1CO 10A Relay +LTB-LED 120VAC	RXG11F7	573
1CO 10A Relay +LTB-LED 220VAC	RXG11M7	584
1CO 10A Relay +LTB-LED 230VAC	RXG11P7	572
1CO 10A Relay +LTB-LED 6VDC	RXG11RD	462
1CO 10A Relay +LTB-LED 12VDC	RXG11JD	462
1CO 10A Relay +LTB-LED 24VDC	RXG11BD	460
1CO 10A Relay +LTB-LED 48VDC	RXG11ED	462
1CO 10A Relay +LTB-LED 60VDC	RXG11ND	462
1CO 10A Relay +LTB-LED 110VDC	RXG11FD	462
1CO 10A Relay +LTB+LED 24VAC	RXG12B7	622
1CO 10A Relay +LTB+LED 48VAC	RXG12E7	622
1CO 10A Relay +LTB+LED 120VAC	RXG12F7	622
1CO 10A Relay +LTB+LED 220VAC	RXG12M7	622
1CO 10A Relay +LTB+LED 230VAC	RXG12P7	622
1CO 10A Relay +LTB+LED 6VDC	RXG12RD	509
1CO 10A Relay +LTB+LED 12VDC	RXG12JD	509
1CO 10A Relay +LTB+LED 24VDC	RXG12BD	518
1CO 10A Relay +LTB+LED 48VDC	RXG12ED	509
1CO 10A Relay +LTB+LED 60VDC	RXG12ND	509
1CO 10A Relay +LTB+LED 110VDC	RXG12FD	509
1CO 10A Relay-LTB+LED 24VAC	RXG13B7	598
1CO 10A Relay-LTB+LED 48VAC	RXG13E7	598
1CO 10A Relay-LTB+LED 120VAC	RXG13F7	598
1CO 10A Relay-LTB+LED 220VAC	RXG13M7	598
1CO 10A Relay-LTB+LED 230VAC	RXG13P7	609
1CO 10A Relay-LTB+LED 6VDC	RXG13RD	483
1CO 10A Relay-LTB+LED 12VDC	RXG13JD	483
1CO 10A Relay-LTB+LED 24VDC	RXG13BD	483
1CO 10A Relay-LTB+LED 48VDC	RXG13ED	483
1CO 10A Relay-LTB+LED 60VDC	RXG13ND	483
1CO 10A Relay-LTB+LED 110VDC	RXG13FD	483
1CO 10A Relay Clear 24VAC	RXG15B7	518
1CO 10A Relay Clear 48VAC	RXG15E7	518
1CO 10A Relay Clear 120VAC	RXG15F7	518
1CO 10A Relay Clear 220VAC	RXG15M7	518
1CO 10A Relay Clear 230VAC	RXG15P7	518
1CO 10A Relay Clear 6VDC	RXG15RD	404
1CO 10A Relay Clear 12VDC	RXG15JD	404
1CO 10A Relay Clear 24VDC	RXG15BD	411
1CO 10A Relay Clear 48VDC	RXG15ED	404
1CO 10A Relay Clear 60VDC	RXG15ND	404
1CO 10A Relay Clear 110VDC	RXG15FD	404
2CO 5A Relay +LTB-LED 24VAC	RXG21B7	617
2CO 5A Relay +LTB-LED 48VAC	RXG21E7	629
2CO 5A Relay +LTB-LED 120VAC	RXG21F7	629
2CO 5A Relay +LTB-LED 220VAC	RXG21M7	640

Please contact Customer Care Center for Stockable and Non stockable status of references.

NORMAL STOCK ITEMS

W.E.F. January 27th, 2020



- 10 A relays with 1 C/O contact and 5 A relays with 2 C/O contacts.
- Sockets with separate contact terminals, screw connector connection and built-in plastic maintaining clamp, 35mm DIN rail mounting and Panel mounting.
- Optional modules for additional protection

RXG Interface Relays NEW

Product description	Reference	Unit LP [₹]
2CO 5A Relay +LTB-LED 230VAC	RXG21P7	617
2CO 5A Relay +LTB-LED 6VDC	RXG21RD	517
2CO 5A Relay +LTB-LED 12VDC	RXG21JD	527
2CO 5A Relay +LTB-LED 24VDC	RXG21BD	517
2CO 5A Relay +LTB-LED 48VDC	RXG21ED	517
2CO 5A Relay +LTB-LED 60VDC	RXG21ND	517
2CO 5A Relay +LTB-LED 110VDC	RXG21FD	527
2CO 5A Relay +LTB+LED 24VAC	RXG22B7	692
2CO 5A Relay +LTB+LED 48VAC	RXG22E7	679
2CO 5A Relay +LTB+LED 120VAC	RXG22F7	692
2CO 5A Relay +LTB+LED 220VAC	RXG22M7	679
2CO 5A Relay +LTB+LED 230VAC	RXG22P7	692
2CO 5A Relay +LTB+LED 6VDC	RXG22RD	565
2CO 5A Relay +LTB+LED 12VDC	RXG22JD	565
2CO 5A Relay +LTB+LED 24VDC	RXG22BD	576
2CO 5A Relay +LTB+LED 48VDC	RXG22ED	565
2CO 5A Relay +LTB+LED 60VDC	RXG22ND	565
2CO 5A Relay +LTB+LED 110VDC	RXG22FD	565
2CO 5A Relay-LTB+LED 24VAC	RXG23B7	653
2CO 5A Relay-LTB+LED 48VAC	RXG23E7	653
2CO 5A Relay-LTB+LED 120VAC	RXG23F7	653
2CO 5A Relay-LTB+LED 220VAC	RXG23M7	653
2CO 5A Relay-LTB+LED 230VAC	RXG23P7	665
2CO 5A Relay-LTB+LED 6VDC	RXG23RD	540
2CO 5A Relay-LTB+LED 12VDC	RXG23JD	540
2CO 5A Relay-LTB+LED 24VDC	RXG23BD	540
2CO 5A Relay-LTB+LED 48VDC	RXG23ED	540
2CO 5A Relay-LTB+LED 60VDC	RXG23ND	540
2CO 5A Relay-LTB+LED 110VDC	RXG23FD	540
2CO 5A Relay Clear 24VAC	RXG25B7	573
2CO 5A Relay Clear 48VAC	RXG25E7	573
2CO 5A Relay Clear 120VAC	RXG25F7	573
2CO 5A Relay Clear 220VAC	RXG25M7	573
2CO 5A Relay Clear 230VAC	RXG25P7	573
2CO 5A Relay Clear 6VDC	RXG25RD	459
2CO 5A Relay Clear 12VDC	RXG25JD	459
2CO 5A Relay Clear 24VDC	RXG25BD	468
2CO 5A Relay Clear 48VDC	RXG25ED	459
2CO 5A Relay Clear 60VDC	RXG25ND	459
2CO 5A Relay Clear 110VDC	RXG25FD	459
Accessories		
1CO Separate terminal socket with clamp	RGZE1S35M	277
2CO Separate terminal socket with clamp	RGZE1S48M	307
Plastic maintaining clamp for RGZ socket	RGZR215	29

Please contact Customer Care Center for Stockable and Non stockable status of references.

NORMAL STOCK ITEMS

W.E.F. January 27th, 2020

RXM Miniature Relays

Control Circuit Voltage	Reference	Unit LP (₹)
Without Lockable Test Button without LED		
2 C/O - 5 AMPS		
12 V DC	RXM2LB1JD	386
24 V DC	RXM2LB1BD	359
48 V DC	RXM2LB1ED	407
24 V AC	RXM2LB1B7	374
120 V AC	RXM2LB1F7	374
230 V AC	RXM2LB1P7	367
4 C/O - 3 AMPS		
12 V DC	RXM4LB1JD	454
24 V DC	RXM4LB1BD	414
48 V DC	RXM4LB1ED	467
24 V AC	RXM4LB1B7	454
120 V AC	RXM4LB1F7	467
230 V AC	RXM4LB1P7	414
Without Lockable Test Button with LED		
2 C/O - 5 AMPS		
12 V DC	RXM2LB2JD	414
24 V DC	RXM2LB2BD <input checked="" type="checkbox"/>	386
48 V DC	RXM2LB2ED	414
24 V AC	RXM2LB2B7	414
120 V AC	RXM2LB2F7	414
230 V AC	RXM2LB2P7 <input checked="" type="checkbox"/>	386
36 V DC	RXM2LB2CD	428
110 V DC	RXM2LB2FD	414
4 C/O - 3 AMPS		
12 V DC	RXM4LB2JD	467
24 V DC	RXM4LB2BD <input checked="" type="checkbox"/>	436
48 V DC	RXM4LB2ED	467
24 V AC	RXM4LB2B7	467
120 V AC	RXM4LB2F7	467
230 V AC	RXM4LB2P7 <input checked="" type="checkbox"/>	436
36 V DC	RXM4LB2CD	481
110 V DC	RXM4LB2FD	467

Accessories

Description	Reference	Unit LP (₹)
Sockets		
Sockets - mixed-screw clamp - relay type RXM2 (without lockable test button)	RXZE1M2C <input checked="" type="checkbox"/>	176
Sockets - mixed-screw clamp - relay type RXM2/RXM4 (without lockable test button)	RXZE1M4C <input checked="" type="checkbox"/>	225

Please contact Customer Care Center for Stockable and Non stockable status of references.

NORMAL STOCK ITEMS

W.E.F. January 27th, 2020

RXM*NB Miniature Relays

Control Circuit Voltage	Reference	Unit LP [₹]
Miniature Relays without Lockable Test-Button, with LED		
2 Change Over - 10 AMPS Contact Rating		
12 V DC	RXM2NB3JD	447
24 V DC	RXM2NB3BD	405
110 V DC	RXM2NB3FD	405
220 V DC	RXM2NB3MD	531
24 V AC	RXM2NB3B7	447
120 V AC	RXM2NB3F7	447
230 V AC	RXM2NB3P7	405
4 Change Over - 5 AMPS Contact Rating		
12 V DC	RXM4NB3JD	501
24 V DC	RXM4NB3BD	469
110 V DC	RXM4NB3FD	501
220 V DC	RXM4NB3MD	585
24 V AC	RXM4NB3B7	501
120 V AC	RXM4NB3F7	501
230 V AC	RXM4NB3P7	469

RXZ Miniature Relay Socket

Description	Reference	Unit LP [₹]
Accessories		
Sockets		
socket for miniature relay - for RXM2N - with mixed contacts - screw clamp	RXZE2M2N	187
socket for miniature relay - for RXM4N - with mixed contacts - screw clamp	RXZE2M4N	212

Please contact Customer Care Center for Stockable and Non stockable status of references.

NORMAL STOCK ITEMS

W.E.F. January 27th, 2020

RXM Miniature Relays

Control Circuit Voltage	Reference	Unit LP (₹)
Without LED		
2 Change Over - 12 AMPS Contact Rating		
12 V DC	RXM2AB1JD	537
24 V AC	RXM2AB1B7	537
24 V DC	RXM2AB1BD <input checked="" type="checkbox"/>	517
48 V AC	RXM2AB1E7	537
48 V DC	RXM2AB1ED	537
110 V DC	RXM2AB1FD	543
120 V AC	RXM2AB1F7 <input checked="" type="checkbox"/>	537
230 V AC	RXM2AB1P7 <input checked="" type="checkbox"/>	517
3 Change Over - 10 AMPS Contact Rating		
12 V DC	RXM3AB1JD	719
24 V AC	RXM3AB1B7	800
24 V DC	RXM3AB1BD	718
48 V AC	RXM3AB1E7	902
48 V DC	RXM3AB1ED	913
110 V DC	RXM3AB1FD	913
120 V AC	RXM3AB1F7	739
230 V AC	RXM3AB1P7	739
4 Change Over - 6 AMPS Contact Rating		
12 V DC	RXM4AB1JD	644
24 V AC	RXM4AB1B7	657
24 V DC	RXM4AB1BD <input checked="" type="checkbox"/>	644
48 V AC	RXM4AB1E7	675
48 V DC	RXM4AB1ED	717
110 V DC	RXM4AB1FD	717
120 V AC	RXM4AB1F7 <input checked="" type="checkbox"/>	657
220 V DC	RXM4AB1MD	717
230 V AC	RXM4AB1P7 <input checked="" type="checkbox"/>	657
240 V AC	RXM4AB1U7	657
With LED		
2 Change Over - 12 AMPS Contact Rating		
12 V DC	RXM2AB2JD	561
24 V AC	RXM2AB2B7	557
24 V DC	RXM2AB2BD <input checked="" type="checkbox"/>	537
48 V AC	RXM2AB2E7	550
48 V DC	RXM2AB2ED	561
110 V DC	RXM2AB2FD	550
120 V AC	RXM2AB2F7 <input checked="" type="checkbox"/>	561
230 V AC	RXM2AB2P7 <input checked="" type="checkbox"/>	537
3 Change Over - 10 AMPS Contact Rating		
12 V DC	RXM3AB2JD	708
24 V AC	RXM3AB2B7	748
24 V DC	RXM3AB2BD	688
48 V AC	RXM3AB2E7	865
48 V DC	RXM3AB2ED	846
110 V DC	RXM3AB2FD	719
120 V AC	RXM3AB2F7	719
230 V AC	RXM3AB2P7	719
4 Change Over - 6 AMPS Contact Rating		
12 V DC	RXM4AB2JD	750
24 V AC	RXM4AB2B7	765
24 V DC	RXM4AB2BD <input checked="" type="checkbox"/>	713
48 V AC	RXM4AB2E7	765
48 V DC	RXM4AB2ED	750
110 V DC	RXM4AB2FD	750
120 V AC	RXM4AB2F7 <input checked="" type="checkbox"/>	765
125 V DC	RXM4AB2GD	750
230 V AC	RXM4AB2P7 <input checked="" type="checkbox"/>	727

RXM Miniature Relays

Control Circuit Voltage	Reference	Unit LP (₹)
With Low Level Contact		
4 Change Over - 3 AMPS Contact Rating		
12 V DC	RXM4GB1JD	760
	RXM4GB2JD	807
24 V AC	RXM4GB1B7	760
	RXM4GB2B7	807
24 V DC	RXM4GB1BD	760
	RXM4GB2BD	784
48 V AC	RXM4GB1E7	760
	RXM4GB2E7	807
48 V DC	RXM4GB1ED	760
	RXM4GB2ED	807
110 V DC	RXM4GB1FD	760
	RXM4GB2FD	807
120 V AC	RXM4GB1F7	760
	RXM4GB2F7	822
230 V AC	RXM4GB2P7	807
	RXM4GB1P7	751
240 V AC	RXM4GB2U7	784

RXZ Miniature Relays

Description	Reference	Unit LP (₹)
Accessories		
Sockets		
Socket for miniature relay - Zelio RXZ - with mixed contacts - connectors	RXZE2M114M <input checked="" type="checkbox"/>	245
Socket for miniature relay - Zelio RXZ - with mixed contacts - screw clamp	RXZE2M114 <input checked="" type="checkbox"/>	272
Socket for miniature relay - Zelio RXZ - with separate contacts - connectors	RXZE2S111M <input checked="" type="checkbox"/>	313
Protection Modules		
Diode		
Socket for miniature relay - Zelio RXZ - with mixed contacts - connectors	RXZE2M114M	245
Socket for miniature relay - Zelio RXZ - with mixed contacts - screw clamp	RXZE2M114	272
Socket for miniature relay - Zelio RXZ - with separate contacts - connectors	RXZE2S111M	313
Protection module - diode - 6..250V DC - for miniature relay socket RXZ	RXZE2S114M	335
Protection module - diode - 6..250V DC - for miniature relay socket RXZ	RXM040W	125
RC Circuit		
Protection module - RC circuit - 110..240 AC - for miniature relay socket RXZ	RXM041FU7	137
Protection module - RC circuit - 24..60 AC - for miniature relay socket RXZ	RXM041BN7	137
Varistor		
Protection module -Varistor - 24..60V AC/DC - for miniature relay socket RXZ	RXM021BN	162
Protection module -Varistor - 6..24V AC/DC - for miniature relay socket RXZ	RXM021RB	162
Protection module -Varistor -110..240 AC/DC - for miniature relay socket RXZ	RXM021FP	153
Clips and Legends		
Clip-in legends-for Sockets having separate contact	RXZL420	19
Clip-in legends - for Zelio relay - set of 10	RXZL520	243
Metal maintaining clamp - for miniature relay socket RXZ	RXZ400	45
Mounting adaptor for DIN rail - for miniature relay socket RXZ	RXZE2DA	65
Mounting adaptor with fixing lugs for panel - for miniature relay socket RXZ	RXZE2FA	65
Plastic maintaining clamp - for miniature relay socket RXZ	RXZR335	43

Please contact Customer Care Center for Stockable and Non stockable status of references.

NORMAL STOCK ITEMS

W.E.F. January 27th, 2020

RPM Power Relays

Control Circuit Voltage	Reference	Unit LP ₹
Without LED		
1 Change Over - 15 AMPS Contact Rating		
12 V DC	RPM11JD	971
24 V AC	RPM11B7	971
24 V DC	RPM11BD	965
48 V AC	RPM11E7	1374
48 V DC	RPM11ED	971
110 V DC	RPM11FD	971
120 V AC	RPM11F7	1178
230 V AC	RPM11P7	1073
2 Change Over - 15 AMPS Contact Rating		
12 V DC	RPM21JD	1004
24 V AC	RPM21B7	1004
24 V DC	RPM21BD	976
48 V AC	RPM21E7	1004
48 V DC	RPM21ED	1004
110 V DC	RPM21FD	1004
120 V AC	RPM21F7	1178
230 V AC	RPM21P7	1004
3 Change Over - 15 AMPS Contact Rating		
12 V DC	RPM31JD	1038
24 V AC	RPM31B7	1087
24 V DC	RPM31BD	1038
48 V AC	RPM31E7	1469
48 V DC	RPM31ED	1469
110 V DC	RPM31FD	1038
120 V AC	RPM31F7	1225
230 V AC	RPM31P7	1117
4 Change Over - 15 AMPS Contact Rating		
12 V DC	RPM41JD	1087
24 V AC	RPM41B7	1087
24 V DC	RPM41BD	1084
48 V AC	RPM41E7	1087
48 V DC	RPM41ED	1026
110 V DC	RPM41FD	1087
120 V AC	RPM41F7	1246
230 V AC	RPM41P7	1087
With LED		
1 Change Over - 15 AMPS Contact Rating		
12 V DC	RPM12JD	1024
24 V AC	RPM12B7	1024
24 V DC	RPM12BD	688
48 V AC	RPM12E7	1024
48 V DC	RPM12ED	1024
110 V DC	RPM12FD	1024
120 V AC	RPM12F7	1225
230 V AC	RPM12P7	1117
2 Change Over - 15 AMPS Contact Rating		
12 V DC	RPM22JD	1038
24 V AC	RPM22B7	1038
24 V DC	RPM22BD	911
48 V AC	RPM22E7	1038
48 V DC	RPM22ED	1038
110 V DC	RPM22FD	1038
120 V AC	RPM22F7	1225
230 V AC	RPM22P7	1027

RPM Power Relays

Control Circuit Voltage	Reference	Unit LP ₹
3 Change Over - 15 AMPS Contact Rating		
12 V DC	RPM32JD	1056
24 V AC	RPM32B7	1056
24 V DC	RPM32BD	1161
48 V AC	RPM32E7	1056
48 V DC	RPM32ED	1056
110 V DC	RPM32FD	1056
120 V AC	RPM32F7	1246
230 V AC	RPM32P7	1183
4 Change Over - 15 AMPS Contact Rating		
12 V DC	RPM42JD	1126
24 V AC	RPM42B7	1103
24 V DC	RPM42BD	1116
48 V AC	RPM42E7	1092
48 V DC	RPM42ED	1126
110 V DC	RPM42FD	1113
120 V AC	RPM42F7	1239
230 V AC	RPM42P7	1095

RPZ Power Relays

Description	Reference	Unit LP ₹
Accessories		
Mixed Contact Socket		
	RPZF2	444
Socket for power relay - Zelio RPZ - with mixed contacts - screw clamp	RPZF1	442
	RPZF4	758
	RPZF3	784
Clips And Legends		
Metal maintaining clamp - for relay socket RPZF1	RPZR235	119
Mounting adaptor for DIN rail - for power relay socket RPZ	RPZ1DA	119
	RPZ3DA	119
	RPZ4DA	162
Mounting adaptor with fixing lugs for panel - for power relay socket RPZ	RPZ1FA	119
	RPZ3FA	119
	RPZ4FA	162

RPF Power Relays

Control Circuit Voltage	Reference	Unit LP ₹
N/O - 30 AMPS Contact Rating		
24 V DC	RPF2ABD	1773
120 V AC	RPF2AF7	1825
230 V AC	RPF2AP7	1737
Change Over - 30 AMPS Contact Rating		
12 V DC	RPF2BJD	1488
24 V AC	RPF2BB7	1531
24 V DC	RPF2BBD	1757
110 V DC	RPF2BFD	1531
120 V AC	RPF2BF7	1962
230 V AC	RPF2BP7	1808

Please contact Customer Care Center for Stockable and Non stockable status of references.

NORMAL STOCK ITEMS

W.E.F. January 27th, 2020



RE17 Electronic Timers

NEW

Description	Reference	Unit LP [₹]
On Delay Timer 24 240 Vac	RE17LAMW	2222
Off Delay Timer 24 240VAC	RE17LCBM	2598
Timer Function H Solid State Output 24 240VAC	RE17LHBM	3324
Flashing Timer	RE17LLBM	2732
Multi Functionion Timer	RE17LMBM	2676
Timer Function A at 1C O 24VAC DC 240VAC	RE17RAMU	2084
Timer Function B 1C O 24VAC DC 240VAC	RE17RBMU	3098
Timer Function C 1C O 24VAC DC 240VAC	RE17RCMU	2180
Timer Function H Ht 1C O 24VAC DC 240VAC	RE17RHMU	2243
Flashing Timer	RE17RLJU	2915
Timer Function L Li 1C O 24VAC DC 240VAC	RE17RLMU	2915
MultiFunction Timer 1C O 24VAC DC 240VAC	RE17RMEMU	2645
10 X MultiFunction Timer 1C O 12VAC DC	RE17RMJU	2758
MultiFunction Timer 1C O 24VAC DC 240VAC	RE17RMMU	2680
MultiFunction Timer 1C O 12 240VAC DC	RE17RMMW	2985
MultiFunction Timer 1C O 12 240VAC DC	RE17RMMWS	3215
MultiFunction Timer 1C O 24VAC DC 240VAC	RE17RMXMU	3372



RE22 Electronic Timers

Description	Reference	Unit LP [₹]
Multi-function Timing Relay - 0.05s...300h - 24...240V AC/DC - 2C/O	RE22R2MYMR	On Request
Multifunction Timer Relay - 12...240 V AC/DC - 2 C/O	RE22R2MMW	On Request
Star-delta timing relay - 24VDC/24...240 V AC - 1 C/O	RE22R1QMU	On Request
Multi-function Timing Relay - 0.05s...300h - 24...240V AC/DC - 1C/O	RE22R1MYMR	On Request
Off-delay Timing Relay - 0.05s...10min - 24...240V AC/DC - 2C/O	RE22R2KMR	On Request
Star-Delta Timing Relay - 0.05s...300s - 24V DC / 24...240V AC - 1C/O	RE22R1QCMU	On Request
Star-Delta Timing Relay - 0.05s...300h - 24...240V AC/DC - 2C/O	RE22R2QGMR	On Request
On-delay Timing Relay - 0.05s...300h - 24...240V AC/DC - 1C/O	RE22R1AMR	On Request
On-delay Timing Relay - 0.05s...300h - 24...240V AC/DC - 2C/O	RE22R2AMR	On Request
Asym. Flashing Timing Relay - 0.05s...300h - 24...240V AC/DC - 1C/O	RE22R1MLMR	On Request
Star-Delta Timing Relay - 0.3s...30s - 24...240V AC/DC - 2C/O	RE22R2QEMR	On Request
Multifunction Timer Relay - 24VDC/24...240 V AC - 2 C/O	RE22R2MMU	On Request
Off-delay Timing Relay - 0.05s...300h - 24...240V AC/DC - 2C/O	RE22R2CMR	On Request
Off-delay Timing Relay - 0.05s...10min - 24...240V AC/DC - 1C/O	RE22R1KMR	On Request
Star-Delta Timing Relay - 0.05s...300h - 24...240V AC/DC - 2C/O	RE22R2QTMR	On Request
Star-delta timing relay - 230VAC/440VAC - 1 C/O	RE22R1QMQ	On Request
On-delay timing relay - 24VDC/24...240 V AC - 2 C/O	RE22R2AMU	On Request
Off-delay Timing Relay - 0.05s...300h - 24...240V AC/DC - 1C/O	RE22R1CMR	On Request
Symmetrical Flashing Timing Relay - 0.05s...300h - 24...240V AC/DC - 2C/O	RE22R2DMR	On Request

Please contact Customer Care Center for Stockable and Non stockable status of references.

NORMAL STOCK ITEMS

W.E.F. January 27th, 2020



Zelio Control - Monitoring & Control Relays

Description	Reference	Unit LP [₹]
Three-Phase Voltage control relay 380...480Vac, 2 C/O	RM22TR33	On Request
Three-Phase control relay 183...528Vac, 2 C/O	RM22TG20	On Request
Oversvoltage and undervoltage control relay 15V...500Vac/dc, 2 C/O	RM22UA33MR	On Request
Voltage control relay 1V...100Vac/dc, 2 C/O	RM22UA32MR	On Request
Level control relay RM22-L - 24..240 V AC/DC - 2 C/O	RM22LA32MR	On Request
Three-Phase Undervoltage control relay 380...480Vac, 2 C/O	RM22TU23	On Request
Voltage control relay 80V...300Vac/dc, 2 C/O	RM22UB34	On Request
Level control relay RM22-L - 24..240 V AC/DC - 1 C/O	RM22LG11MR	On Request

Please contact Customer Care Center for Stockable and Non stockable status of references.

NORMAL STOCK ITEMS

W.E.F. January 27th, 2020

Biometric Switch

Description	Reference	Unit LP [₹]
Bistable biometric switch, 24 V DC - PNP - by 2m cable	XB5S1B2L2	31962
Bistable biometric switch, 24 V DC - PNP - by M12 connector	XB5S1B2M12	33721
Monostable biometric switch, 24 V DC - PNP - by 2m cable	XB5S2B2L2	32380
Monostable biometric switch, 24 V DC - PNP - by M12 connector	XB5S2B2M12	33617

Accessories

Description	Reference	Unit LP [₹]
Protective cover, translucent & self adhesive	ZB5SZ70	818
Diameter 22 mm nut	ZB5SZ71	334
Legend plate 28X7 mm	ZBY0101T	155

Pushbuttons

Description	Type of Contact	Colour	Reference	Unit LP [₹]
Spring return				
Flush	NO	White	XB5AA11N <input checked="" type="checkbox"/>	149
	NO	Black	XB5AA21N <input checked="" type="checkbox"/>	149
	NO	Green	XB5AA31N <input checked="" type="checkbox"/>	149
	NO	Yellow	XB5AA51N <input checked="" type="checkbox"/>	149
	NO	Blue	XB5AA61N <input checked="" type="checkbox"/>	149
	NC	Red	XB5AA42N <input checked="" type="checkbox"/>	149
	NO	Red	XB5AA41N <input checked="" type="checkbox"/>	149
	NO	Blank	XB5AA01N* <input checked="" type="checkbox"/>	149
Projecting	NO	White	XB5AL11N	188
	NO	Black	XB5AL21N	182
	NO	Green	XB5AL31N <input checked="" type="checkbox"/>	182
	NO	Yellow	XB5AL51N	182
	NO	Blue	XB5AL61N	182
	NC	Red	XB5AL42N <input checked="" type="checkbox"/>	182
	NO	Red	XB5AL41N	182
Flush with silicon transparent boot	NO	Black	XB5AP21N <input checked="" type="checkbox"/>	213
	NO	Green	XB5AP31N <input checked="" type="checkbox"/>	213
	NO	Yellow	XB5AP51N <input checked="" type="checkbox"/>	213
	NO	Blue	XB5AP61N	219
	NC	Red	XB5AP42N <input checked="" type="checkbox"/>	213
Flush, marked (double molding /injection marking)	NO	Green	XB5AA3311N	212
	NC	Red	XB5AA4322N	212
	NO	Green	XB5AA3331N <input checked="" type="checkbox"/>	212
	NC	Red	XB5AA4342N <input checked="" type="checkbox"/>	212
Projecting, marked (double molding /injection marking)	NC	Red	XB5AA4352N	309
	NC	Red	XB5AL4342N	222
Flush, marked "I/O"	NC	Red	XB5AL4352N	222
	NO+NC	Green	XB5AL845N <input checked="" type="checkbox"/>	1052

Pilot lights

Description	Supply Voltage	Colour	Reference	Unit LP [₹]
With smooth lens (except clear colour)				
Direct Integral LED	~ 24V	White	XB7EV01BPN <input checked="" type="checkbox"/>	240
		Green	XB7EV03BPN <input checked="" type="checkbox"/>	222
		Red	XB7EV04BPN <input checked="" type="checkbox"/>	222
		Yellow	XB7EV05BPN <input checked="" type="checkbox"/>	222
		Amber	XB7EV08BPN <input checked="" type="checkbox"/>	222
		Blue	XB7EV06BPN <input checked="" type="checkbox"/>	457
		Clear	XB7EV07BPN* <input checked="" type="checkbox"/>	222
	~ 120V	White	XB7EV01GPN <input checked="" type="checkbox"/>	240
		Green	XB7EV03GPN <input checked="" type="checkbox"/>	222
		Red	XB7EV04GPN <input checked="" type="checkbox"/>	222
		Yellow	XB7EV05GPN <input checked="" type="checkbox"/>	222
		Amber	XB7EV08GPN <input checked="" type="checkbox"/>	222
		Blue	XB7EV06GPN <input checked="" type="checkbox"/>	457
		~ 230V	White	XB7EV01MPN <input checked="" type="checkbox"/>
Green	XB7EV03MPN <input checked="" type="checkbox"/>		222	
Red	XB7EV04MPN <input checked="" type="checkbox"/>		222	
Yellow	XB7EV05MPN <input checked="" type="checkbox"/>		222	
Amber	XB7EV08MPN <input checked="" type="checkbox"/>		222	
Blue	XB7EV06MPN <input checked="" type="checkbox"/>		457	
Clear	XB7EV07MPN* <input checked="" type="checkbox"/>		222	

* Clear type pilot lights are provided with striated lens.



Illuminated Pushbutton

Description	Type of Contact	Colour	Reference	Unit LP [₹]
With smooth lens (except clear colour)				
Flush Integral LED ~ 24V	NO	White	XB5AW31B1N <input checked="" type="checkbox"/>	436
	NO	Green	XB5AW33B1N <input checked="" type="checkbox"/>	436
	NC	Red	XB5AW34B2N <input checked="" type="checkbox"/>	436
	NO	Yellow	XB5AW35B1N <input checked="" type="checkbox"/>	436
	NO	Amber	XB5AW38B1N <input checked="" type="checkbox"/>	487
	NO	Blue	XB5AW36B1N <input checked="" type="checkbox"/>	844
	NO	Clear	XB5AW37B1N*	844
Projecting Integral LED ~ 24V	NO	White	XB5AW11B1N	428
	NO	Green	XB5AW13B1N <input checked="" type="checkbox"/>	436
	NC	Red	XB5AW14B2N <input checked="" type="checkbox"/>	436
	NO	Yellow	XB5AW15B1N	436
	NO	Amber	XB5AW18B1N	428
	NO	Blue	XB5AW16B1N	828
	NO	Clear	XB5AW17B1N*	441
Flush Integral LED ~ 110V	NO	White	XB5AW31G1N	532
	NO	Green	XB5AW33G1N <input checked="" type="checkbox"/>	532
	NC	Red	XB5AW34G2N <input checked="" type="checkbox"/>	532
	NO	Yellow	XB5AW35G1N	844
	NO	Amber	XB5AW38G1N	508
	NO	Blue	XB5AW36G1N	844
	NO	Clear	XB5AW37G1N*	966
Flush Integral LED ~ 230V	NO	White	XB5AW31M1N <input checked="" type="checkbox"/>	498
	NO	Green	XB5AW33M1N <input checked="" type="checkbox"/>	436
	NC	Red	XB5AW34M2N <input checked="" type="checkbox"/>	436
	NO	Yellow	XB5AW35M1N <input checked="" type="checkbox"/>	436
	NO	Amber	XB5AW38M1N <input checked="" type="checkbox"/>	487
	NO	Blue	XB5AW36M1N <input checked="" type="checkbox"/>	844
	NO	Clear	XB5AW37M1N*	937
Projecting Integral LED ~ 230V	NO	White	XB5AW11M1N	565
	NO	Green	XB5AW13M1N	436
	NC	Red	XB5AW14M2N	436
	NO	Clear	XB5AW17M1N*	441

* Clear type illuminated Push buttons are provided with striated lens.

Non-Illuminated Pushbutton

Description	Dia of Head	Type of Contact	Colour	Reference	Unit LP [₹]
Mushroom Head					
40	NO	Black	XB5AC21N	289	
		Green	XB5AC31N	289	
		Red	XB5AC42N	289	
		Red	XB5AC41N	289	
		Yellow	XB5AC51N	289	
	Spring return	Blue	XB5AC61N	289	
		Black	XB5AR21N	376	
		Green	XB5AR31N	376	
		Red	XB5AR42N	376	
		Red	XB5AR41N	376	
60	Yellow	XB5AR51N	376		
	Blue	XB5AR61N	388		
	NC	XB5AS422N	283		
	NC	XB5AS442N	283		
	NC	XB5AS522N	287		
Turn to release	40	NC	XB5AS542N	283	
		NC	XB5AS9445N	659	
Key release (n°155)	40	NC	XB5AS9445N	659	
		NC	XB5AS122N	511	
Trigger action turn to release	40	NC+NO	Red	XB5AS142N	517
Trigger action key to release	40	NO+NC	Red	XB5AS9445N	659

Illuminated Pushbutton with yellow LED

Description	Supply Voltage	Type of Contact	Reference	Unit LP [₹]	
Double Headed Pushbuttons (Spring return)					
1 flush push (marked "I")	≈ 24V	NO+NC	XB5AW84B5N	1043	
1 pilot light 1 projecting push (marked "0")	~ 110V	NO+NC	XB5AW84G5N		
	~ 230V	NO+NC	XB5AW84M5N		
Mushroom Head Pushbuttons (Illuminated)					
Turn to release	≈ 24V	NC	Red	XB5AW74B2N	899
	~ 230V-240V	NC	Red	XB5AW74M2N	955

Illuminated - Selector switch

Description	Type of Contact	Colour	Reference	Unit LP [₹]
2 stay put ≈ 24V	NO	White	XB5AK121B1N	726
	NO	Green	XB5AK123B1N	629
	NC	Red	XB5AK124B2N	629
	NO	Yellow	XB5AK125B1N	629
	NO	Blue	XB5AK126B1N	1019
2 spring return from right to left ≈ 24V	NO	White	XB5AK141B1N	1103
	NO	Green	XB5AK143B1N	1103
	NC	Red	XB5AK144B2N	1608
	NO	Yellow	XB5AK145B1N	1103
	NO	Blue	XB5AK146B1N	1380
3 stay put ≈ 24V	2NO	White	XB5AK131B3N	955
	2NO	Green	XB5AK133B3N	659
	1NO+1NC	Red	XB5AK134B5N	659
	2NO	Yellow	XB5AK135B3N	659
	2NO	Blue	XB5AK136B3N	1274
3 spring return to centre ≈ 24V	2NO	White	XB5AK151B3N	716
	2NO	Green	XB5AK153B3N	660
	1NO+1NC	Red	XB5AK154B5N	962
	2NO	Yellow	XB5AK155B3N	962
	NO	White	XB5AK121M1N	726
2 stay put ~ 230V	NO	Green	XB5AK123M1N	629
	NC	Red	XB5AK124M2N	629
	NO	Yellow	XB5AK125M1N	629
	NO	Blue	XB5AK126M1N	1019
	NO	White	XB5AK141M1N	1136
2 spring return right to left ~ 230V	NO	Green	XB5AK143M1N	1103
	NC	Red	XB5AK144M2N	1608
	NO	Yellow	XB5AK145M1N	1136
	NO	Blue	XB5AK146M1N	1380
	2NO	White	XB5AK131M3N	985
3 stay put ~ 230V	2NO	Green	XB5AK133M3N	659
	1NO+1NC	Red	XB5AK134M5N	659
	2NO	Yellow	XB5AK135M3N	659
	2NO	Blue	XB5AK136M3N	1274
	2NO	White	XB5AK151M3N	716
3 spring return to center ~ 230V	2NO	Green	XB5AK153M3N	660
	1NO+1NC	Red	XB5AK154M5N	962
	2NO	Yellow	XB5AK155M3N	962
	2NO	Blue	XB5AK156M3N	1456

Please contact Customer Care Center for Stockable and Non stockable status of references.

☑ NORMAL STOCK ITEMS

W.E.F. January 27th, 2020

Non Illuminated Selector switches & Key switches

Description	Type of Contact	Reference	Unit LP [₹]
Standard handle black	2 stay put	1NO XB5AD21N <input checked="" type="checkbox"/>	367
	2 spring return, right to left	1NO XB5AD41N <input checked="" type="checkbox"/>	584
	3 stay put	2NO XB5AD33N <input checked="" type="checkbox"/>	400
	3 spring return to center	2NO XB5AD53N <input checked="" type="checkbox"/>	426
	3 spring return, left to center	2NO XB5AD73N <input checked="" type="checkbox"/>	426
	3 spring return, right to center	2NO XB5AD83N <input checked="" type="checkbox"/>	457
Long handle black	2 stay put	1NO XB5AJ21N <input checked="" type="checkbox"/>	371
	3 stay put	2NO XB5AJ33N <input checked="" type="checkbox"/>	411
	3 Spring return to center	2NO XB5AJ53N <input checked="" type="checkbox"/>	429
Key switch	2 stay put*	1NO XB5AG21N <input checked="" type="checkbox"/>	562
	2 stay put*	1NO XB5AG021N	641
	2 stay put*	1NO XB5AG41N	562
	2 spring return, right to left	1NO XB5AG61N	997
	3 stay put*	2NO XB5AG53N <input checked="" type="checkbox"/>	598
	3 stay put*	2NO XB5AG03N <input checked="" type="checkbox"/>	476
	3 stay put*	2NO XB5AG33N <input checked="" type="checkbox"/>	631
	3 spring return to center	2NO XB5AG73N <input checked="" type="checkbox"/>	921
	3 spring return, left to center	2NO XB5AG13N	650
	3 spring return, right to center	2NO XB5AG083N	811

* Please refer catalogue for Key withdrawal position

Accessories

Description	Legend Colour	Marking	Reference	Unit LP [₹]
With blank legend (for engraving)	Black/Red bkgd.	Blank	ZBY2101N <input checked="" type="checkbox"/>	102
With 8 x 27 mm English language marked legend	Black or Red bkgd.	Inch	ZBY2321N	150
		OFF	ZBY2312N	150
		ON	ZBY2326N	150
		Reset	ZBY2323N	150
Legends for emergency stop	Emergency stop	ON	ZBY9330N <input checked="" type="checkbox"/>	102
Mushroom head pushbuttons	Yellow bkgd.		ZBY8330N	102

Pushbutton caps (unmarked)

• For use with ZB5-AAON circular pushbutton heads supplied without caps

Type of Pushbutton caps	Colour	Reference	Unit LP [₹]
Flush	White	ZBA1N	53
	Black	ZBA2N	37
	Red	ZBA4N	35
	Yellow	ZBA5N	37
	Blue	ZBA6N	37
Projecting	White	ZBL1N	98
	Yellow	ZBL5N	98
	Blue	ZBL6N	98
	Set of 6 colors*	ZBL9N	98

Pushbutton caps (marked)

Type of Pushbutton caps	Colour Text	Colour of Cap	Reference	Unit LP [₹]	
Projecting Flush (Double injection moulded marking)	STOP	White	Red	ZBL434N	153
	ON	White	Green	ZBA341N**	152
	UP	Black	White	ZBA343N	152
	DOWN	White	Black	ZBA344N	221
	OFF	White	Red	ZBA434N	147

* Set of 6 colours white + black + green + red + yellow + blue

** Excluding ZBA-341N of double injection moulded marking

Accessories

Description	Application	Reference	Unit LP [₹]
Plastic blanking plug, round black,	For Ø 22 control and signalling units with circular head	ZB5SZ3N <input checked="" type="checkbox"/>	104
Anti rotation plate,	Prevents head from rotation	ZB5AZ902N <input checked="" type="checkbox"/>	30
Fixing collar	To fix contacts or lights	ZB5AZ009N <input checked="" type="checkbox"/>	104
Fixing nut		ZB5AZ901N	30

Contact blocks with screw clamp terminal connections

Description	Type of Contact	Reference	Unit LP [₹]
Standard single	1NO	ZBE101N <input checked="" type="checkbox"/>	87
Contact blocks	1NC	ZBE102N <input checked="" type="checkbox"/>	87

Clear silicon boots

Description	Reference	Unit LP [₹]
Boot for cylindrical flush PB	ZBPAN <input checked="" type="checkbox"/>	59
Boot for double head illuminated PB and non-illuminated PB	ZBW008N	153

Please contact Customer Care Center for Stockable and Non stockable status of references.


NORMAL STOCK ITEMS

W.E.F. January 27th, 2020

Light block with screw clamp terminal connections

Description	Supply Voltage	Colour of Light source	Reference	Unit LP [₹]
Integral LED	~ 24V	White	ZBVB1N	280
		Green	ZBVB3N <input checked="" type="checkbox"/>	280
		Red	ZBVB4N	280
		Blue	ZBVB6N	739
	~ 110V	Green	ZBVG3N	360
		Yellow	ZBVG5SN	941
		Blue	ZBVG6N	1086
		White	ZBVM1N	438
	~ 220V	Green	ZBVM3N <input checked="" type="checkbox"/>	288
		Red	ZBVM4N <input checked="" type="checkbox"/>	288
Direct bulb holder without resistance	~ 130V	-	ZBV6N	249

Flush mounting kit and harmony+



- Only addition to the BOM is a flush mounting kit
- Installation into a 30.50 mm hole
- New aesthetics for machine control panel using the same control devices as before
- Possibility to refurbish old machine with new style



Description	Reference	Unit LP [₹]
Metal flush mounting kit (PB and PL).	ZB4BZ021	913
Metal flush mounting kit (SS and IPB).	ZB4BZ022	961
Plastic flush mounting kit (PB and PL).	ZB5AZ021	801
Plastic flush mounting kit (SS and IPB).	ZB5AZ022	810
Plastic flush mounting kit for legend 8x27 (PB and PL).	ZB5AZ023	913
Plastic flush mounting kit for legend 8x27 (SS and IPB).	ZB5AZ024	970
Plastic flush mounting kit for legend 18x27 (PB and PL).	ZB5AZ025	1255
Plastic flush mounting kit for legend 18x27 (SS and IPB).	ZB5AZ026	1312

Description	Reference	Unit LP [₹]
Head Ø22 + mounting base + potentiometer 4K7	XB4BD912R4K7	on Request
Head Ø22 + mounting base + potentiometer 4K7	XB5AD912R4K7	on Request
100...240 VAC/DC Panel mounted Ø22 mm timer monofunction with 3 s...60 s delay	XB5DTGM3	on Request
Panel mounted USB 3.0 port - Ø22 mm - for USB interface jack type A	XB5PUSB3	on Request
Panel mounted RJ45 port - Ø22 mm - for Ethernet connection	XB5PRJ45	on Request
Red emergency stop TTR 40mm 2NC 1NO moni	XB5AS84449	on Request
Red illu estop TTR 40mm 2NC 1NO monit.ct	XB5AS86449B4	on Request

Please contact Customer Care Center for Stockable and Non stockable status of references.

NORMAL STOCK ITEMS

W.E.F. January 27th, 2020

ZAL Bodies for LED Pilot light (for mounting on metal plate at back of enclosure)

Description	Colour	Reference	Unit LP [₹]
≈ 24V	White	ZALVB1	581
	Green	ZALVB3	565
	Red	ZALVB4	554
	Yellow	ZALVB5	565
	Blue	ZALVB6	635
	~ 120V	White	ZALVG1
Green		ZALVG3	846
Red		ZALVG4	648
Yellow		ZALVG5	720
Blue		ZALVG6	720
~ 220V		White	ZALVM1
	Green	ZALVM3	1018
	Red	ZALVM4	861
	Yellow	ZALVM5	791
	Blue	ZALVM6	814
	≈ 24V	White	ZBVB1
Green		ZBVB3	388
Red		ZBVB4	388
Yellow		ZBVB5	377
Blue		ZBVB6	490
~ 120V		White	ZBVG1
	Green	ZBVG3	513
	Red	ZBVG4	625
	Yellow	ZBVG5	595
	Blue	ZBVG6	1125
	~ 220V	White	ZBVM1
Green		ZBVM3	490
Red		ZBVM4	490
Yellow		ZBVM5	489
Blue		ZBVM6	587

XAL - Empty enclosures for XB5 and XB4 Push button and Pilot light

Description	No. of ways	Color of Enclosure	Reference	Unit LP [₹]
For normal environment Light grey base IP65	1	Dark grey	XALD01 <input checked="" type="checkbox"/>	607
	2	Dark grey	XALD02 <input checked="" type="checkbox"/>	752
	3	Dark grey	XALD03	933
	4	Dark grey	XALD04 <input checked="" type="checkbox"/>	1275
	5	Dark grey	XALD05	1665
For normal environment Light Grey base IP54	1	Yellow	XALK01 <input checked="" type="checkbox"/>	697
	2	Light Grey	XALE2	502
	3	Light Grey	XALE3	613



XAL – Empty enclosures for use with XB2 (ZB2*)

Description	Reference	Unit LP [₹]
Plastic empty control station (1 cut-out), dark grey base, light grey cover	XALB01C	On Request
Plastic empty control station (for mounting XB2BS542C) - dark grey base, yellow cover	XALB01YC	
Plastic empty control station (2 cut-outs), dark grey base, light grey cover	XALB02C	
Plastic empty control station (3 cut-outs), dark grey base, light grey cover	XALB03C	
Plastic control station with 1 Emergency stop push button - dark grey base, yellow cover	XALJ01C	

Please contact Customer Care Center for Stockable and Non stockable status of references.

NORMAL STOCK ITEMS

W.E.F. January 27th, 2020

ZEN - Contact block for mounting on Metal plate at back of enclosure

Description	Contacts Type and Composition	Reference	Unit LP [₹]
Standard single	1 NO	ZENL1111 <input checked="" type="checkbox"/>	336
Contact block	1 NC	ZENL1121 <input checked="" type="checkbox"/>	



XAL – Empty enclosures for use with XB2 (ZB2*)

Description	Reference	Unit LP [₹]
Red illuminated buzzer DC/AC24V	XB2BSB4LC	On Request
Red illuminated buzzer AC220V	XB2BSM4LC	
Buzzer 24V AC/DC	XB2BSBC	
Buzzer 110V AC	XB2BSFC	
Buzzer 220V AC	XB2BSMC	

Please contact Customer Care Center for Stockable and Non stockable status of references.

NORMAL STOCK ITEMS

W.E.F. January 27th, 2020

XVB-C Illuminated Lens Units

Description	Light Block Colour	Reference	Unit LP (₹)
Lens unit - steady light - 250 V 10 W	Green	XVBC33	2432
	Red	XVBC34	2479
	Orange	XVBC35 <input checked="" type="checkbox"/>	2479
	Blue	XVBC36	2432
	Clear	XVBC37	2433
	Yellow	XVBC38	2432
Lens unit - flashing light - 24..48 V DC 24 V AC	Green	XVBC4B3	6794
	Red	XVBC4B4	6601
	Orange	XVBC4B5	6601
	Blue	XVBC4B6	6794
	Clear	XVBC4B7	6794
	Yellow	XVBC4B8	6483
Lens unit - flashing light - 48..230 V AC	Green	XVBC4M3	6627
	Red	XVBC4M4	6941
	Orange	XVBC4M5	6922
	Blue	XVBC4M6	6925
	Clear	XVBC4M7	6627
	Yellow	XVBC4M8	6627
Lens unit - steady light - 24 V AC DC	Green	XVBC2B3	5351
	Red	XVBC2B4	5351
	Orange	XVBC2B5	5351
	Blue	XVBC2B6	6903
	Clear	XVBC2B7	6903
	Yellow	XVBC2B8	5348
Lens unit - steady light - 120 V AC	Green	XVBC2G3	5246
	Red	XVBC2G4	5249
	Orange	XVBC2G5	5456
	Blue	XVBC2G6	6613
	Clear	XVBC2G7	6613
	Yellow	XVBC2G8	5482
Lens unit - steady light - 230 V AC	Green	XVBC2M3	5249
	Red	XVBC2M4	5249
	Orange	XVBC2M5	5249
	Blue	XVBC2M6	7279
	Clear	XVBC2M7	6831
	Yellow	XVBC2M8	5714
Lens unit - flashing light - 24 V AC DC	Green	XVBC5B3	9430
	Red	XVBC5B4	9143
	Orange	XVBC5B5	9236
	Blue	XVBC5B6	11524
	Clear	XVBC5B7	7589
	Yellow	XVBC5B8	9090
Lens unit - flashing light - 120 V AC	Green	XVBC5G3	9429
	Red	XVBC5G4	9417
	Orange	XVBC5G5	9247
	Blue	XVBC5G6	11480
	Clear	XVBC5G7	10780
	Yellow	XVBC5G8	9383
Lens unit - flashing light - 230 V AC	Red	XVBC5M4	9061
	Orange	XVBC5M5	9417
	Blue	XVBC5M6	11414
	Clear	XVBC5M7	10780
	Yellow	XVBC5M8	9417
	Flashing unit - integral LED - 230..240 V AC	Green	XVBC5M3

XVB Units

Description	Reference	Unit LP (₹)
XVB Audible Signalling Unit		
Sound unit - continuous or intermittent buzzer - 75..90 dB - 12..48 V AC DC	XVBC9B <input checked="" type="checkbox"/>	7460
Sound unit - continuous or intermittent buzzer - 75..90 dB - 120..230 V AC	XVBC9M	12539
XVB Base Unit + Cover		
Base unit + cover for bank XVB - without flash discharge tube - black - IP 65	XVBC21 <input checked="" type="checkbox"/>	3373
XVB Accessories		
Fixing base on vertical surface - zamak black - XVB	XVBC12	2044
Lateral cable entry kit with Pg 13.5 cable gland - XVB	XVBC14	445
Set of coloured indicator pins - 6 colors - XVB	XVBC22	370
Support tube + fixing base l=400 mm - aluminium black - XVB	XVBZ03	2808
Support tube + fixing base l=80 mm - aluminium black - XVB	XVBZ02	2122
Support tube + fixing base l=800 mm - aluminium black - XVB	XVBZ04	4181
XVB Incandescent Bulb		
Clear incandescent bulb for signalling - BA 15d - 24 V 10 W	DL1BLB	294
Clear incandescent bulb for signalling - BA 15d - 48 V 10 W	DL1BLE	311
Clear incandescent bulb for signalling - BA 15d - 120 V 10 W	DL1BLG	502
Clear incandescent bulb for signalling - BA 15d - 12 V 10 W	DL1BLJ	302
Clear incandescent bulb for signalling - BA 15d - 230 V 10 W	DL1BLM	320

XVB LED BA 15d Base Fitting

[Us] Rated Supply Voltage	Signalling Colour	Reference	Unit LP (₹)
24 V	White	DL1BDB1	3933
	Green	DL1BDB3	3146
	Red	DL1BDB4	3146
	Blue	DL1BDB6	3567
	Yellow-Orange	DL1BDB8	3696
	Blue	DL1BDG6	4737
120 V AC	Green	DL1BDG3	3755
	Red	DL1BDG4	3700
	White	DL1BDG1	4737
	Yellow-Orange	DL1BDG8	3925
	Blue	DL1BDM6	4737
	Green	DL1BDM3	4114
230 V AC	Red	DL1BDM4	4003
	White	DL1BDM1	4737
	Yellow-Orange	DL1BDM8	3785

Please contact Customer Care Center for Stockable and Non stockable status of references.

NORMAL STOCK ITEMS

W.E.F. January 27th, 2020



- Motor less + LED Flashing
- External Buzzer volume adjustor 70 DB to 90 DB
- Straight & Side wiring- more flexible

XVR3 Multifunctional LED Beacon NEW

Description	Reference	Unit LP [₹]
Multi-functional LED Beacon green without buzzer DC/AC 12~24V	XVR3B03	11465
Multi-functional LED Beacon red without buzzer DC/AC 12~24V	XVR3B04	11485
Multi-functional LED Beacon orange without buzzer DC/AC 12~24V	XVR3B05	11291
Multi-functional LED Beacon blue without buzzer DC/AC 12~24V	XVR3B06	11365
Multi-functional LED Beacon green without buzzer AC 100~230V	XVR3M03	11253
Multi-functional LED Beacon red without buzzer AC 100~230V	XVR3M04	11082
Multi-functional LED Beacon Orange without buzzer AC 100~230V	XVR3M05	11291
Multi-functional LED Beacon Blue without buzzer AC 100~230V	XVR3M06	11365
Multi-functional LED Beacon green with buzzer DC/AC 12~24V	XVR3B03S	24252
Multi-functional LED Beacon red with buzzer DC/AC 12~24V	XVR3B04S	22596
Multi-functional LED Beacon orange with buzzer DC/AC 12~24V	XVR3B05S	23262
Multi-functional LED Beacon blue with buzzer DC/AC 12~24V	XVR3B06S	24252
Multi-functional LED Beacon green with buzzer AC 100~230V	XVR3M03S	12486
Multi-functional LED Beacon red with buzzer AC 100~230V	XVR3M04S	10360
Multi-functional LED Beacon orange with buzzer AC 100~230V	XVR3M05S	11122
Multi-functional LED Beacon blue with buzzer AC 100~230V	XVR3M06S	12255
Multi-functional LED Beacon green without buzzer DC48V	XVR3E03	11365
Multi-functional LED Beacon red without buzzer DC48V	XVR3E04	11082
Multi-functional LED Beacon orange without buzzer DC48V	XVR3E05	11082
Multi-functional LED Beacon blue without buzzer DC48V	XVR3E06	11365
Multi-functional LED Beacon, External lens	XVR3Z001	306

XVS Sirens

Description	Reference	Unit LP [₹]
2 Tones siren - 106 dB - 12...24V AC/DC - White	XVS10BMW	20819
2 Tones siren - 106 dB - 120V AC - White	XVS10GMW	
2 Tones siren - 106 dB - 230V AC - White	XVS10MMW	

Please contact Customer Care Center for Stockable and Non stockable status of references.

NORMAL STOCK ITEMS

W.E.F. January 27th, 2020

DL1 Incandescent Bulb

Description	Light Block Colour	Reference	Unit LP [₹]
Clear incandescent bulb for signalling - ba 15d - 24 v 4 w		DL1BEBS	279
Clear incandescent bulb for signalling - ba 15d - 120 v 7 w		DL1BEG	295
Clear incandescent bulb for signalling - ba 15d - 230 v 5 w		DL1BEMS	303

XVR Rotating Mirror Beacon

Description	Light Block Colour	Reference	Unit LP [₹]
Rotating mirror beacon - 70W - 24V AC DC	Green	XVR1B93	15157
	Red	XVR1B94	16760
	Orange	XVR1B95	15099
	Blue	XVR1B96	15157
	Yellow	XVR1B98	15099
Rotating mirror beacon w/o buzzer XVR - Ø 84 - 24 V AC DC	Green	XVR08B03	11990
Rotating mirror beacon w/o buzzer XVR - Ø 106 - 24 V AC DC	Green	XVR10B03	11990
Rotating mirror beacon with buzzer XVR - Ø 120 - 24 V AC DC	Green	XVR12B03	15282
Rotating mirror beacon w/o buzzer XVR - Ø 130 - 24 V AC DC	Red	XVR13B04L	12578
	Orange	XVR13B05L	11991
Rotating mirror beacon w/o buzzer XVR - Ø 84 - 24 V AC DC	Blue	XVR08B06	13076
Rotating mirror beacon w/o buzzer XVR - Ø 106 - 24 V AC DC	Blue	XVR10B06	13076
Rotating mirror beacon w/o buzzer XVR - Ø 120 - 24 V AC DC	Blue	XVR12B06	15403
Rotating mirror beacon w/o buzzer XVR - Ø 130 - 120 V AC	Red	XVR13G04L	14863
	Orange	XVR13G05L	13076
Rotating mirror beacon w/o buzzer XVR - Ø 130 - 230 V AC	Red	XVR13M04L	15819
	Orange	XVR13M05L	14728

XVM Series

Tower Light with Super Bright LED and integral light diffuser

Description	Reference	Unit LP [₹]
Complete Tower 24 V AC/DC Without Buzzer	XVMB2RSB	3419
	XVMB2RASB	3364
	XVMB2RGSB	4997
	XVMB2R6AGSB	7256
Complete Tower 24 V AC/DC With Buzzer	XVMB2RSSB	3923
	XVMB2RASSB	5372
	XVMB2RGSSB	5664
	XVMB2RAGSSB	8570
Complete Tower 120 V AC Without Buzzer	XVMB2R6AGSSB	11485
	XVMG2RASB	4995
	XVMG2RGSB	4929
	XVMG2RAGSB	6094
Complete Tower 120 V AC With Buzzer	XVMG2R6AGSB	8802
	XVMG2RSSB	4908
	XVMG2RASSB	6345
	XVMG2RAGSSB	7878
Complete Tower 230 V AC Without Buzzer	XVMG2R6AGSSB	10529
	XVMM2RSB	4307
	XVMM2RASB	4652
	XVMM2RGSB	4969
Complete Tower 230 V AC With Buzzer	XVMM2RAGSB	7925
	XVMM2R6AGSB	9410
	XVMM2RSSB	6889
	XVMM2RASSB	6671
Complete Tower 230 V AC With Buzzer	XVMM2RGSSB	6927
	XVMM2RAGSSB	8427
	XVMM2R6AGSSB	11113

Please contact Customer Care Center for Stockable and Non stockable status of references.

NORMAL STOCK ITEMS

W.E.F. January 27th, 2020

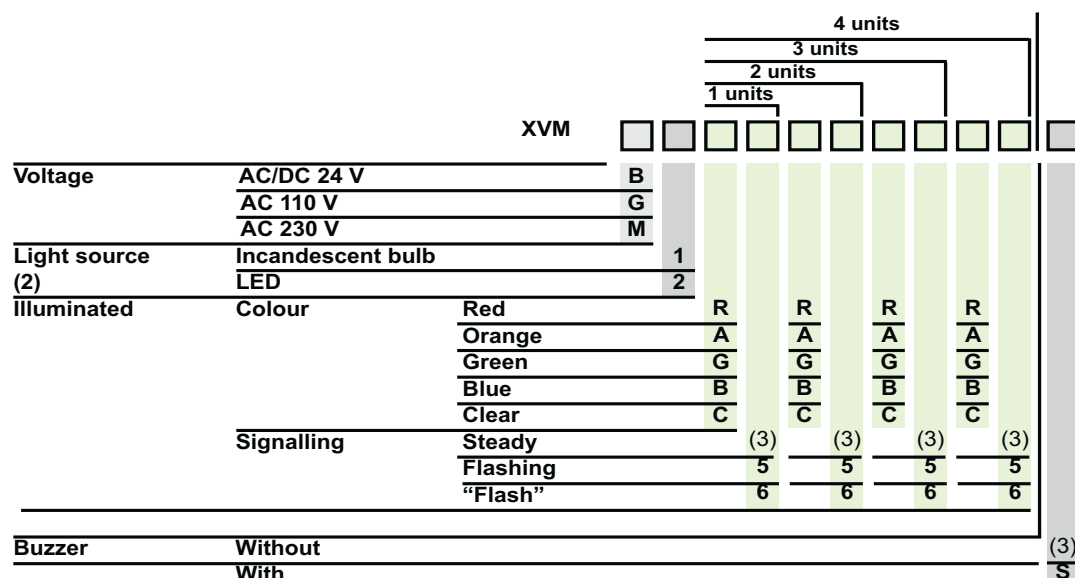
XVM Series

Description	Reference	Unit LP [₹]
Base and Cover	XVMC21	711
Tube and Base	XVMC213T	1358
Base with Buzzer 24V	XVMC29B	2043
Tube and Base with Buzzer 24V	XVMC29B3T	2842
Tube and Base with Buzzer 120V	XVMC29G3T	2913
Base with Buzzer 230V	XVMC29M	2128
Green Lens	XVMC33	790
Red Lens	XVMC34	790
Yellow Lens	XVMC35	790
Blue Lens	XVMC36	790
Clear Lens	XVMC37	790
100mm Aluminium Tube with Stand	XVMZ02	654
100mm Aluminium Tube with Bracket	XVMZ02T	793
250mm Aluminium Tube with Stand	XVMZ03	940
250mm Aluminium Tube with Bracket	XVMZ03T	983
400mm Aluminium Tube with Stand	XVMZ04	1340
Cover for Replacement	XVMZ081	188
Tool for Bulb	ZBZX13	194
Incandescent Bulb 24 V	DL1EDBS <input checked="" type="checkbox"/>	202
Incandescent Bulbs 120 V	DL1EDGS	205
Incandescent Bulbs 230 V	DL1EDMS <input checked="" type="checkbox"/>	205
White Led Bulb 24 V	DL2EDB1SB	999
Green Led Bulb 24 V	DL2EDB3SB	999
Red Led Bulb 24 V	DL2EDB4SB	999
Blue Led Bulb 24 V	DL2EDB6SB	1153
Orange Led Bulb 24 V	DL2EDB8SB	978

XVM Series

Description	Reference	Unit LP [₹]
Green Led Bulb 120 V	DL2EDG3SB	1162
White Led Bulb 230 V	DL2EDM1SB	1197
Green Led Bulb 230 V	DL2EDM3SB	1129
Red Led Bulb 230 V	DL2EDM4SB	1174
Blue Led Bulb 230 V	DL2EDM6SB	1209
Orange Led Bulb 230 V	DL2EDM8SB	1174
White Flashing Led Bulb 24 V	DL2EKB1SB	1301
Green Flashing Led Bulb 24 V	DL2EKB3SB	1366
Red Flashing Led Bulb 24 V	DL2EKB4SB	1326
Blue Flashing Led Bulb 24 V	DL2EKB6SB	1366
Orange Flashing Led Bulb 24 V	DL2EKB8SB	1326
White Flashing Led Bulb 120 V	DL2EKG1SB	1495
Green Flashing Led Bulb 120 V	DL2EKG3SB	2222
Orange Flashing Led Bulb 120 V	DL2EKG8SB	2222
White Flashing Led Bulb 230 V	DL2EKM1SB	1620
Green Flashing Led Bulb 230 V	DL2EKM3SB	1620
Red Flashing Led Bulb 230 V	DL2EKM4SB	1673
Blue Flashing Led Bulb 230 V	DL2EKM6SB	1650
Orange Flashing Led Bulb 230 V	DL2EKM8SB	1650
Strobe Bulb 24V	DL6BB	2748
Strobe Bulb 120V	DL6BG	2687
Strobe Bulb 230 V	DL6BM	2687

Breakdown of the reference for a complete indicator bank



Reference example

XVM B2R6AGS=indicator bank for 24V(AC/DC) supply, with LEDs with 1 red lens unit with "flash" discharge tube signalling, 2 lens units (1 orange and 1 green) with steady light signalling and with buzzer.

Tower light, Ø 60 mm, Pre-assembled, PreCabled, Monoethic, Economical Version, XVGB-Series with LED for steady light - 24VDC

Description	References	Unit LP (₹)
With aluminium tube mounting and L-bracket		
Without Buzzer		
2-Stage Red, Green	XVGB2	2973
3-Stage Red, Amber, Green	XVGB3	3368
4-Stage Red, Amber, Green, Blue	XVGB4	4056
With Buzzer		
2-Stage Red, Green	XVGB2S	3375
3-Stage Red, Amber, Green	XVGB3S	3828
4-Stage Red, Amber, Green, Blue	XVGB4S	4076
With direct aluminium tube mounting		
Without Buzzer		
2-Stage Red, Green	XVGB2T	3063
3-Stage Red, Amber, Green	XVGB3T	3724
4-Stage Red, Amber, Green, Blue	XVGB4T	4513
With Buzzer		
2-Stage Red, Green	XVGB2ST	3751
3-Stage Red, Amber, Green	XVGB3ST	3855
4-Stage Red, Amber, Green, Blue	XVGB4ST	4918
With aluminium tube mounting and fixing plate		
Without Buzzer		
2-Stage Red, Green	XVGB2H	2973
3-Stage Red, Amber, Green	XVGB3H	3403
4-Stage Red, Amber, Green, Blue	XVGB4H	4463
With Buzzer		
2-Stage Red, Green	XVGB2SH	3634
3-Stage Red, Amber, Green	XVGB3SH	3918
4-Stage Red, Amber, Green, Blue	XVGB4SH	4882
With aluminium tube mounting and foldable bracket		
Without Buzzer		
2-Stage Red, Green	XVGB2M	3408
3-Stage Red, Amber, Green	XVGB3M	3725
4-Stage Red, Amber, Green, Blue	XVGB4M	4495
With Buzzer		
2-Stage Red, Green	XVGB2SM	3695
3-Stage Red, Amber, Green	XVGB3SM	4045
4-Stage Red, Amber, Green, Blue	XVGB4SM	4079
With base mounting - Direct		
Without Buzzer		
2-Stage Red, Green	XVGB2W	2793
3-Stage Red, Amber, Green	XVGB3W	3287
4-Stage Red, Amber, Green, Blue	XVGB4W	4311
With Buzzer		
2-Stage Red, Green	XVGB2SW	3270
3-Stage Red, Amber, Green	XVGB3SW	3697
4-Stage Red, Amber, Green, Blue	XVGB4SW	4418
XVG-USB Based Towerlights NEW		
Pre-assembled and pre-cabled Multicolor USB tower light 60mm IP42 Direct base mounting	XVGU3SWV	7386
Pre-assembled and pre-cabled Multicolor USB tower light 60mm IP42 With 100 mm aluminium tube mounting	XVGU3SHAV	8372

Please contact Customer Care Center for Stockable and Non stockable status of references.

NORMAL STOCK ITEMS

W.E.F. January 27th, 2020



- One-hand operation
- Wireless e-stop compliant with sil3
- 30H runtime, 15min to recharge
- Instant alarm notification by vibration
- 2.4Ghz frequency up to 50 systems at the same time

Radio Remote Control

Description	References	Unit LP [₹]
ZART8L + ZARB12W	XARS8L12W	123208
ZART8L + ZARB12H	ZART8L + ZARB12H	On request
ZART8D + ZARB18W	XARS8D18W	138350
ZART8D + ZARB18H	XARS8D18H	140663
ZART12D + ZARB18W	XARS12D18W	137358
ZART12D + ZARB18H	XARS12D18H	137651
Starter kit = XARS8L12W + ZARC01 + ZARC02	XARSK8L12W	151982
Starter kit = XARS8L12H + ZARC01 + ZARC02	XARSK8L12H	155544
Starter kit = XARS8D18W + ZARC01 + ZARC02	XARSK8D18W	163873
Starter kit = XARS8D18H + ZARC01 + ZARC02	XARSK8D18H	166127
Starter kit = XARS12D18W + ZARC01 + ZARC02	XARSK12D18W	163587
Starter kit = XARS12D18H + ZARC01 + ZARC02	XARSK12D18H	161787
Basic features – 8 pushbuttons - LEDs	ZART8L	57819
Basic features – 8 pushbuttons - Display	ZART8D	66552
Extended features – 12 pushbuttons	ZART12D	66973
12 outputs wired connection – cable gland	ZARB12W	63309
12 outputs – industrial plug connection	ZARB12H	67886
18 outputs wired connection – cable gland	ZARB18W	71041
18 outputs – industrial plug connection	ZARB18H	73364
Charger	ZARC01	7119
Shoulder belt	ZARC02	7183
External antenna	ZARC03	20182
Holder	ZARC04	2789
Connector plug female with cable 1.5m	ZARC05	22518
Cable gland kit with wire grommets	ZARC06	284
Kit of adhesive labels in B/W for remote device	ZARC07	1285
Kit of adhesive labels in colour for remote device and crane equipment	ZARC08	5272
Kit silent block for ZARB base station	ZARC09	15868
Connector plug female with cable 3m	ZARC12	38839
Connector plug female with cable 5m	ZARC18	58066

Please contact Customer Care Center for Stockable and Non stockable status of references.

NORMAL STOCK ITEMS

W.E.F. January 27th, 2020



Wireless Remote-Control system - Harmony Pocket Remote (Transmitter, Receiver & Accessories)

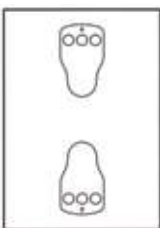
Transmitter

Description	References	Unit LP [₹]
3 Single Step Push Buttons	ZART03	On Request
4 Single Step Push Buttons	ZART04	On Request
6 Single Step Push Buttons	ZART06	On Request
8 Single Step Push Buttons	ZART08	On Request
10 Single Step Push Buttons	ZART10	On Request



Receiver

Description	References	Unit LP [₹]
5 relays small size receiver pre-wired with 1.5 m of cable	ZARB05WSP	On Request
11 relays small size receiver pre-wired with 1.5 m of cable	ZARB11WSP	On Request



Accessories

Description	References	Unit LP [₹]
DIY adhesive label kit for remote transmitter, 66 x 114 mm/2.60 x 4.49 in. for use with ZART03	ZARC603	On Request
DIY adhesive label kit for remote transmitter, 66 x 114 mm/2.60 x 4.49 in. for use with ZART04	ZARC604	On Request
DIY adhesive label kit for remote transmitter, 66 x 114 mm/2.60 x 4.49 in. for use with ZART06	ZARC606	On Request
DIY adhesive label kit for remote transmitter, 66 x 114 mm/2.60 x 4.49 in. for use with ZART08	ZARC608	On Request
DIY adhesive label kit for remote transmitter, 66 x 114 mm/2.60 x 4.49 in. for use with ZART10	ZARC610	On Request
DIY adhesive label kit for remote transmitter, 66 x 114 mm/2.60 x 4.49 in. for use with ZART03, ZART04, ZART06, ZART08, ZART10	ZARC620	On Request

Please contact Customer Care Center for Stockable and Non stockable status of references.

NORMAL STOCK ITEMS

W.E.F. January 27th, 2020

XAC-A Type

For Control Circuits

- Complete Stations IP657
- Double Insulated
- "Small Hoist" applications

Control station composition	Mechanical interlocking	Contact composition	Reference	Unit LP [₹]
For Single Hoist Motors				
2 pushbuttons	With mechanical interlocking	1 NO	XACA201	4568
		1 NC + 1 NO	XACA205	4815
2 booted pushbuttons	With mechanical interlocking	1 NO	XACA211	4612
		1 NC + 1 NO	XACA215	5256
For Single-Speed Motors				
2 pushbuttons	With mechanical interlocking	1 NO	XACA271 <input checked="" type="checkbox"/>	4684
		1 NC + 1 NO	XACA281 <input checked="" type="checkbox"/>	5274
4 pushbuttons	With mechanical interlocking Between pairs	1 NO	XACA471 <input checked="" type="checkbox"/>	5973
		1 NC + 1 NO	XACA481 <input checked="" type="checkbox"/>	6780
6 pushbuttons	With mechanical interlocking Between pairs	1 NO	XACA671 <input checked="" type="checkbox"/>	6980
		1 NC + 1 NO	XACA681 <input checked="" type="checkbox"/>	8617
8 pushbuttons	With mechanical interlocking Between pairs	1 NO (for 7 operators)	XACA871 <input checked="" type="checkbox"/>	8175
		1 NO (for 8 operators)		
		1 NC + 1 NO	XACA881 <input checked="" type="checkbox"/>	10225

Joystick Controllers

Description	Legend plate without text	Legend plate Price	Reference	Unit LP [₹]
XD2-P (One Step in Each Position) Dia. 22mm				
2-Direction Stay-Put	ZD2-GY2201	103	XD2PA12	5138
2-Direction Spring Return to Zero			XD2PA22 <input checked="" type="checkbox"/>	4757
4-Direction Stay-Put	ZD2-GY4201	123	XD2PA14	5877
4-Direction Spring Return to Zero			XD2PA24 <input checked="" type="checkbox"/>	5969
XD2-G (Two steps in each position) Dia. 22mm				
2 - Direction (2 notches with spring return to zero)	ZD2-GY5201	139	XD2GA8241	11407
2-Direction (1st notch stay-put, 2nd notch spring return to 1st)			XD2GA8251	11182
4-Direction spring (2 notches with spring return to zero)	ZD2-GY6201	146	XD2GA8441	15049
4-Direction (1st notch stay-put, 2nd notch spring return to 1st)			XD2GA8451	16139

Foot Switch

Contacts Type and Composition	Reference	Unit LP [₹]
Insulated Enclosure 1 NC + 1 NO	XPEA110 <input checked="" type="checkbox"/>	4727

Please contact Customer Care Center for Stockable and Non stockable status of references.

 NORMAL STOCK ITEMSW.E.F. January 27th, 2020

Wireless Limit Switch Solution



Wireless Limit Switch Solution (XCKW) suitable for applications where it is difficult to install and to mount cables.

OsiSense™ XZBW, universal wireless solution for sensors



- New remote connection system, compatible with any type of sensor.
- Reduce your costs thanks to limited wiring for applications where the control system is separated from the sensor.



Optical Sensors

- XUB M18 Body
- 100mA (with overload and short circuit protection)

Principle of operation	Sensing Distance	Output	Reference	Unit LP [₹]
Diffuse	0.6 m	PNP NO	XUB5APANM12 <input checked="" type="checkbox"/>	3652
		PNP NO	XUB5BPANM12 (Metal) <input checked="" type="checkbox"/>	4874
		PNP NO	XUB5APANL2 <input checked="" type="checkbox"/>	3652
		PNP NO	XUB5BPANL2 <input checked="" type="checkbox"/>	4365
Polarised reflex	2m	PNP NO	XUB9APANM12 <input checked="" type="checkbox"/>	3874
		PNP NO	XUB9BPANM12	4805
		PNP NO	XUB9APANL2	3669
Fixed Diffuse	100 mm	PNP NO	XUB9BPANL2	4805
			XUB4APANL2	3541
			XUB4APANM12 <input checked="" type="checkbox"/>	3541
Reflex	4 m	PNP NO	XUB4BPANM12 (Metal)	4402
			XUB4ANBNL2	3541
			XUB1APANL2 (Without Reflector)*	3541
Receiver Thru Beam	15 m	PNP NO	XUB1APANM12	3541
			XUB1BPANM12 (Metal)	4057
			XUB1APBNL2 (Without Reflector)*	3541
Receiver Thru Beam	15 m	PNP NO	XUB2APANL2R	3138
			XUB2AKSNL2T	3141
			XUB2AKSNM12T	2124
Receiver Thru Beam	15m	PNP NO	XUB2BKSNM12T (Metal)	2736
			XUB2APANM12R	3138
Transmitter Thru Beam			XUB2BPANM12R (Metal)	4222
			XUB2AKSNL2T	3141

Note :

1. L2 stands for sensors with 2m cable
4. M12 stand for universal connectors.

Principle of operation	Sensing range	Connection	Reference	Unit LP [₹]
Cylindrical M18				
Multi Mode	> 0...20 m	Cable 2 m	XUB0APSNL2	6971
Multi Mode	> 0...20 m	Connector	XUB0APSNM12	7166
Multi Mode	> 0...20 m	Connector	XUB0BPSNM12 (Metal)	7290

Principle of operation	Sensing Distance	Output	Reference	Unit LP [₹]
Compact 50 x 50 mm				
Reflex	7 m	AC/DC 1C/O Relay	XUK1ARCNL2	6832
Diffuse	1 m	AC/DC 1C/O Relay	XUK5ARCNL2	6832
Reflex polarized	5 m	AC/DC 1C/O Relay	XUK9ARCNL2	6716
Multimode	30 m	pnp/npn no/nc	XUK0AKSAL2	9179
Multimode	30 m	AC/DC 1C/O Relay	XUK0ARCTL2	10540
Compact 92 x 71 mm				
Diffuse	2.1 m	AC/DC 1C/O relay	XUX5ARCNT16	8409
Reflex Polarized	11 m	AC/DC 1C/O relay	XUX9ARCNT16	9304
Reflex	14 m	AC/DC 1C/O relay	XUX1ARCNT16	7462
Thru beam transmitter		AC/DC	XUX0ARCTT16T	7263
Multimode	1.3 m...40 m	PNP/NPN NO/NC	XUX0AKSAT16	13859
Multimode	1.3 m...40 m	AC/DC 1C/O relay	XUX0ARCTT16	14581

*Reflector to be ordered separately.

Please contact Customer Care Center for Stockable and Non stockable status of references.

NORMAL STOCK ITEMS

W.E.F. January 27th, 2020



Principle of operation	Sensing range	Connection	Reference	Unit LP [₹]
XUM – Miniature Single Mode • Material: Plastic • Wiring technique: 3 wire • Output Type: PNP • 1No or 1NC Programmable • Supply Circuit Type: DC • Degree of protection - IP67				
Polarised Reflex	> 1...5 m	Cable 2 m	XUM9APSB2L2 <input checked="" type="checkbox"/>	4440
Polarised Reflex	> 1...5 m	Connector	XUM9APSBM8 <input checked="" type="checkbox"/>	4974
Diffuse	> 0.3...1 m	Cable 2 m	XUM5APCNL2 <input checked="" type="checkbox"/>	3388
Diffuse	> 0.3...1 m	Connector	XUM5APCNM8	3097
Thru beam - Transmitter	15M	Cable	XUM2APSB2L <input checked="" type="checkbox"/>	8916
XUM – Miniature Multi Mode • Material: Plastic • Wiring technique: 3 wire • OutPut Type: PNP • 1No or 1NC Programmable • Supply Circuit Type: DC • Degree of protection - IP67				
Multi Mode	> 0...10 m	Cable 2 m	XUM0APSAL2	7527

XUK Colour Sensors



- Supply Voltage 10..30 VDC
- Teach Button Sensitivity Adjustment
- 3 Wire
- IP 65

Principle of operation	Sensing Distance	Output	Reference	Unit LP [₹]
Diffuse contrast sensor	19 mm	PNP NO	XUKR1PSMM12	15553

Fixing Bracket

Description	Reference	Unit LP [₹]
For XUB	XUZA118	808
For XUK	XUZA51	750

Reflector (mm)

Description	Reference	Unit LP [₹]
24 x 21	XUZC24	1044
50 x 50	XUZC50 <input checked="" type="checkbox"/>	1070
80 (dia)	XUZC80 <input checked="" type="checkbox"/>	1569
100 x 100	XUZC100 <input checked="" type="checkbox"/>	1517

Please contact Customer Care Center for Stockable and Non stockable status of references.

NORMAL STOCK ITEMS

W.E.F. January 27th, 2020

OsiSense XU



SN [mm]	Light Mode	Output	Connection	Reference	Unit LP [₹]
Fork Sensor					
30mm	Red LED	PNP,[NO]	2m Cable	XUVR0303PANL2	6944
50mm	Red LED	PNP,[NO]	M8 Connector	XUVR0605PANM8	8471

Fiber Design Amplifier



- 3 Wire DC, Teach Mode

Depending on fiber	-	PNP NO/NC programmable	2M Cable	XUDA2PSML2 <input checked="" type="checkbox"/>	On Request
--------------------	---	------------------------	----------	--	------------

XU.8 Background Suppresion

SN [m]	Body Type	Output	Connection	Reference	Unit LP [₹]
1m	Compact 50x50	PNP/NPN,NO/NC programmable	2m Cable	XUK8AKSNL2	7649
1m	Compact 50x50	PNP/NPN,NO/NC programmable	M12 Connector	XUK8AKSNM12 <input checked="" type="checkbox"/>	8540
0.3m	Miniature	PNP NO/NC programmable	2m Cable	XUM8APCNL2 <input checked="" type="checkbox"/>	5152

Please contact Customer Care Center for Stockable and Non stockable status of references.

NORMAL STOCK ITEMS

W.E.F. January 27th, 2020

Electromechanical Pressure Switches



Description	Pressure Range	Reference	Unit LP [₹]
Electromechanical pressure switches for control circuit			
<ul style="list-style-type: none"> • Suitable for air, fresh water, sea water • Adjustable differential • 1 C/O single pole contact • G 1/4 (BSP female) fluid connection • Mechanical durability - 1 x 10⁶ operating cycles 			
Setting screw external	1-6 bar	XMAV06L2135	4104
Adjustable range of rising pressure	1.3-12 bar	XMAV12L2135	3472
	3.5-25 bar	XMAV25L2135	4277
Electromechanical pressure switches for power circuits			
<ul style="list-style-type: none"> • Suitable for fresh water & sea water • Adjustable differential • 2 pole 2 N/C contact • Degree of protection - IP20 • G 1/4 (BSP female) fluid connection 			
Adjustable range of rising pressure 1.4 - 4.6 bar		FSG2 <input checked="" type="checkbox"/>	1458
Electromechanical pressure switches (Nautilus)			
<ul style="list-style-type: none"> • Conforming to IEC/EN 60947-5-1 • 1 C/O single pole contact (4 terminal) snap action with setting scale 			
Fixed differential			
0.4 to 4 bar		XMLA004A2S11 <input checked="" type="checkbox"/>	11024
0.7 to 20 bar		XMLA020A2S11 <input checked="" type="checkbox"/>	8182
1.5 to 35 bar		XMLA035A2S11 <input checked="" type="checkbox"/>	7470
5 to 70 bar		XMLA070D2S11 <input checked="" type="checkbox"/>	8223
Adjustable differential			
0.25 to 4 bar		XMLB004A2S11 <input checked="" type="checkbox"/>	11914
1.3 to 20 bar		XMLB020A2S11 <input checked="" type="checkbox"/>	11914
3.5 to 35 bar		XMLB035A2S11	17612
7 to 70 bar		XMLB070D2S11	12764

XMLP Pressure Transmitter

- For Hydraulic Oil, air, fresh water, sea water, gas & Refrigeration fluids



Pressure Range	Output	Connection	Reference	Unit LP [₹]
0 to 10 bar	4-20mA	DIN 43650	XMLP010BC21F <input checked="" type="checkbox"/>	9435
0 to 400 bar	4-20mA	DIN 43650	XMLP400BC21F	9435
0 to 400 bar	0-10V	M12	XMLP400BD71F	8358

Note: 10,16, 25, 40, 60, 100, 250, 400 and 600 , bar version available in stock

Please contact Customer Care Center for Stockable and Non stockable status of references.

NORMAL STOCK ITEMS

W.E.F. January 27th, 2020

XCKD Limit Switches



- Metal body
- Conforming to IEC60947-5-1, EN60947-5-1, UL 508, CSA
- C22-2 n°14 standards
- Degree of Protection - IP67
- Tapped entry for n°11 cable gland
- 2 pole N/O + N/C, snap action contact available as standard (3 output contacts also available in same size and replaceable at site)

Description	number of Poles	Reference	Unit LP (₹)
Steel roller plunger - 1 NC + 1 NO		XCKD2102G11 <input checked="" type="checkbox"/>	1789
Cat's whisker - 1 NC + 1 NO		XCKD2106G11	2014
Steel end plunger - 1 NC + 1 NO		XCKD2110G11	2387
Thermoplastic roller lever - 1 NC + 1 NO		XCKD2118G11 <input checked="" type="checkbox"/>	2183
Thermoplastic roller lever plunger, horizontal direction - 1 NC + 1 NO		XCKD2121G11 <input checked="" type="checkbox"/>	1996
Thermoplastic adjustable roller lever - 1 NC + 1 NO		XCKD2145G11 <input checked="" type="checkbox"/>	1867
Sub-assemblies Metal Bodies for XCKD			
Body ZCD 1 NC + 1 NO Snap Action	2	ZCD21 <input checked="" type="checkbox"/>	2188
Body ZCD 2 NC + 1 NO Snap Action	3	ZCD39	2513
Gland and Head for ZCD Bodies			
Cable gland entry Pg 11 - metal body		ZCDEG11	201
Head for Limit switch - ZCE without operating lever		ZCE01 <input checked="" type="checkbox"/>	601
Steel roller plunger		ZCE02 <input checked="" type="checkbox"/>	796
Cat's whisker		ZCE06	1070
Steel end plunger		ZCE10	634
Thermoplastic roller lever plunger, horizontal direction		ZCE21 <input checked="" type="checkbox"/>	1014
Thermoplastic roller lever ZCY		ZCY18*	252
Steel roller lever ZCY		ZCY19*	672
Variable length thermoplastic roller lever		ZCY45* <input checked="" type="checkbox"/>	888
*To be used with head ZCE01			
Contact block for ZCD bodies			
1NO + 1NC	2	XE2SP2151 <input checked="" type="checkbox"/>	650
1NO + 2NC	3	XE3SP2141	1604

XCK-M Limit Switches



- 1 NO + 1 N/C with positive opening operation
- Heavy duty oil-tight to IP 665
- Up to 20 million operations

Description	Reference	Unit LP (₹)
Body		
Body - 1 NC + 1 NO - terminals	ZCKM1 <input checked="" type="checkbox"/>	1574
Spare contacts	XE2SP2151 <input checked="" type="checkbox"/>	650
For ordering complete limit switches, please select body and head listed above		
Head		
Head - steel roller plunger	ZCKD02 <input checked="" type="checkbox"/>	858
Head - cat's whisker	ZCKD06 <input checked="" type="checkbox"/>	944
Head - spring rod lever	ZCKD08 <input checked="" type="checkbox"/>	971
Head - steel end plunger	ZCKD10 <input checked="" type="checkbox"/>	500
Delrin roller lever head	ZCKD15 <input checked="" type="checkbox"/>	1037
Delrin roller lever plunger head	ZCKD21 <input checked="" type="checkbox"/>	971
Steel roller lever plunger head	ZCKD23	1222
Variable length Delrin roller lever	ZCKD41 <input checked="" type="checkbox"/>	1268

Please contact Customer Care Center for Stockable and Non stockable status of references.

NORMAL STOCK ITEMS

W.E.F. January 27th, 2020

XCK-P Thermoplastic



Conforming to IEC 947-5-1
 Degree of Protection - IP 653
 Double insulated
 Class II conforming to IEC 536
 15 million mechanical durability
 1 NO+1 NC 2 pole snap action contacts with positive opening

Description	Reference	Unit LP (₹)
Steel roller plunger - 1 NC + 1 NO	XCKP2102G11 <input checked="" type="checkbox"/>	1293
Cat's whisker - 1 NC + 1 NO	XCKP2106G11 <input checked="" type="checkbox"/>	1958
Steel end plunger - 1 NC + 1 NO	XCKP2110G11 <input checked="" type="checkbox"/>	1075
Delrin roller lever ⁽¹⁾	XCKP2118G11 <input checked="" type="checkbox"/>	1107
Delrin roller lever plunger, horizontal direction - 1 NC + 1 NO	XCKP2121G11 <input checked="" type="checkbox"/>	1328
Delrin roller lever plunger, vertical direction - 1 NC + 1 NO	XCKP2127G11 <input checked="" type="checkbox"/>	2045
Adjustable roller lever - 1 NC + 1 NO (1) (Variable Length)	XCKP2145G11 <input checked="" type="checkbox"/>	1293
Spare contact block	XE2SP2151 <input checked="" type="checkbox"/>	650

Note : 1 tapped entry for size 11 cable gland
 (1) Adjustable through 360° in 5 steps

XCMD Metal, compact



Conforming to IEC 947-5-1
 IP 67 conforming to IEC 529
 Pre-cabled, 5 x 0.75 mm²
 Single pole 1 C/O contact, snap action

Description	Reference	Unit LP (₹)
Steel roller plunger	XCMD2102L1 <input checked="" type="checkbox"/>	3059
Metal end plunger	XCMD2110L1 <input checked="" type="checkbox"/>	2582
Thermoplastic roller lever	XCMD2115L1 <input checked="" type="checkbox"/>	2669

XCK - J Metal



1NO + 1NC
 Snap action
 Positive opening operation
 30 million operations
 Heavy Duty Oil Tight to IP 667
 Accuracy = 0.01 mm

Description	Reference	Unit LP (₹)
Head - without operating lever - Rotary head	ZCKE05 <input checked="" type="checkbox"/>	1766
Head - cat's whisker	ZCKE06 <input checked="" type="checkbox"/>	1779
Head - spring rod lever	ZCKE08 <input checked="" type="checkbox"/>	1930
Head - steel roller lever	ZCKE23	3125
Head - metal end plunger	ZCKE61	1513
Head - reinforced end plunger	ZCKE67 <input checked="" type="checkbox"/>	2521
Body - 1 NC + 1 NO - terminals	ZCKJ1 <input checked="" type="checkbox"/>	2125
Body - 2 OC - terminals 2 NO + 2 NC	ZCKJ2 <input checked="" type="checkbox"/>	3445
Steel roller lever	ZCKY13 <input checked="" type="checkbox"/>	457
Delrin roller lever Ø 50 mm	ZCKY41 <input checked="" type="checkbox"/>	667
Nylon round rod Ø 6 mm	ZCKY59 <input checked="" type="checkbox"/>	384
spare contacts	XE2SP2151 <input checked="" type="checkbox"/>	650

Note:
 • For ordering complete Limit Switches, please select body, head and, if necessary, roller listed above

Please contact Customer Care Center for Stockable and Non stockable status of references.

NORMAL STOCK ITEMS

W.E.F. January 27th, 2020

Tiger Limit Switches

XCJ-Thermoplastic



Conforming to IEC 60947-5-1
 Degree of Protection - IP 40, IK 04
 Mechanical durability -10 million operations
 Operating frequency - 120 operations per minute
 Light Duty application

Description	Type of Approach	Reference	Unit LP (₹)
Steel roller plunger - 1OC	For lateral cam movement	XCJ102C <input checked="" type="checkbox"/>	1051
Steel roller plunger	For transverse cam movement	XCJ103C <input checked="" type="checkbox"/>	1118
Steel end plunger	Vertical cam approach	XCJ110C <input checked="" type="checkbox"/>	942
Short flat roller lever plunger	One way operation	XCJ121C	1406
Short flat lever plunger		XCJ125C	762
Long flat lever plunger		XCJ126C <input checked="" type="checkbox"/>	876
short roller lever plunger - flat		XCJ127C <input checked="" type="checkbox"/>	788
Long roller lever plunger - flat		XCJ128C <input checked="" type="checkbox"/>	881

XCE-Metal Zinc Alloy



Conforming to IEC 60947-5-1
 Degree of Protection - IP 65
 Mechanical durability - 10 million operations
 Operating frequency - 120 operations per minute
 Medium Duty application

Description	Reference	Unit LP (₹)
Steel roller plunger for lateral cam movement	XCE102C <input checked="" type="checkbox"/>	1412
Steel end plunger	XCE110C <input checked="" type="checkbox"/>	1294
Thermoplastic roller lever	XCE118C <input checked="" type="checkbox"/>	1449
Variable length thermoplastic roller lever	XCE145C <input checked="" type="checkbox"/>	1752
Round rod Ø3 mm steel rod	XCE154C	2530
Spring rod lever	XCE181C	1683

XCKN Limit Switches



Plastic body
 Conforming to IEC60947-5-1, EN60947-5-1, UL 508, CSA
 C22-2 n°14 standards
 Degree of Protection - IP65
 Tapped entry for n°11 cable gland
 2 pole N/C + N/O, snap action

Description	Type of Approach	Reference	Unit LP (₹)
Steel roller plunger - 1 NC + 1 NO	Lateral cam approach 2 directions	XCKN2102G11 <input checked="" type="checkbox"/>	907
Cat's whisker - 1 NC + 1 NO	Multi-directional approach	XCKN2106G11 <input checked="" type="checkbox"/>	1083
Spring lever - 1 NC + 1 NO	Multi-directional approach	XCKN2108G11 <input checked="" type="checkbox"/>	1612
Steel end plunger - 1 NC + 1 NO	Vertical approach 1 direction	XCKN2110G11 <input checked="" type="checkbox"/>	764
Thermoplastic roller lever - 1 NC + 1 NO	Lateral approach 2 directions	XCKN2118G11 <input checked="" type="checkbox"/>	799
Thermoplastic roller lever plunger, horizontal direction - 1 NC + 1 NO	Lateral approach 1 direction	XCKN2121G11 <input checked="" type="checkbox"/>	998
Variable length adjustable roller lever - 1 NC + 1 NO	Lateral approach 2 directions	XCKN2145G11 <input checked="" type="checkbox"/>	960
Variable length adjustable Thermoplastic roller lever Ø 50 mm - 1 NC + 1 NO	Lateral approach 2 directions	XCKN2149G11 <input checked="" type="checkbox"/>	1180
Variable length adjustable Thermoplastic large roller lever Ø 50 mm - 1 NC + 1 NO, snap action	Lateral approach 2 directions	XCKN2149P20S64 <input checked="" type="checkbox"/>	833
Variable length adjustable Thermoplastic large roller lever Ø 50 mm - 1 NC + 1 NO, Slow-break, break before make	Lateral approach 2 directions	XCKN2549P20S64 <input checked="" type="checkbox"/>	841

Please contact Customer Care Center for Stockable and Non stockable status of references.

NORMAL STOCK ITEMS

W.E.F. January 27th, 2020

XCMN Limit Switches



Miniature design
 Conforming to IEC60947-5-1, EN60947, UL 508, CSA C22-2 n°14 standards
 Degree of Protection - IP65
 Plastic body with metal head
 1 metre PVR cable supplied as standard (4 x 0.75mm²)
 2 pole N/C + N/O, snap action contact
 Mechanical durability - 5 million operating cycles

Description	Reference	Unit LP [₹]
Steel roller plunger for lateral cam approach	XCMN2102L1 <input checked="" type="checkbox"/>	1896
Cat's whisker - 1 NC + 1 NO	XCMN2106L1	2002
Steel end plunger	XCMN2110L1	1647
Thermoplastic roller lever - 1 NC + 1 NO	XCMN2115L1	1819
roller lever plunger - 1 NC + 1 NO - one direction actuation	XCMN2121L1	2138
Thermoplastic adjustable roller lever - 1 NC + 1 NO	XCMN2145L1	2072

XCKMR (Metal) Limit Switches



For Hoisting & material handling Application
 3 Cable Entry

Type of Operator	Contact Type	Cable Entry	Reference	Unit LP [₹]
With Cruciform metal rod	2x2 pole NC + NC Staggered	M20 x 1.5	XCKMR54D1H29 <input checked="" type="checkbox"/>	11019
With Cruciform metal rod	2x2 pole NC + NC Staggered	PG 13 Cable Gland	XCKMR54D1 <input checked="" type="checkbox"/>	12483

XCKVR (Plastic) Limit Switch



Type of Operator	Contact Type	Cable Entry	Reference	Unit LP [₹]
With cruciform metal rod	2x2 pole NC+NC staggered	M20x1.5	XCKVR54D1H29 <input checked="" type="checkbox"/>	4748

Conveyor Belt Shift Monitoring Switches



Type of Operator	Tripping Angle	Reference	Unit LP [₹]
Spring return roller zinc plated steel with lever for corrosive atmosphere	10° fault signalling 18° stopping of the conveyor belt	XCRT115	17580
Spring return roller stainless steel with lever	10° fault signalling 18° stopping of the conveyor belt	XCRT215	37741
Spring Return steel roller lever	23° Stopping of the Conveyor Belt (1 C/O)	XCKJ105217H29	4370

Note:

- Accuracy = 0.05 mm
- 3 cable entries tapped for CM10 cable glands

Please contact Customer Care Center for Stockable and Non stockable status of references.

NORMAL STOCK ITEMS

W.E.F. January 27th, 2020

XCKM.LC Metal



1NO + 1NC Snap action
 10 millions operations
 Heavy Duty Oil tight IP66, IK05

Operation type	Connection	Reference	Unit LP [₹]
Metal end plunger	Pg11	XCKM110LC <input checked="" type="checkbox"/>	2500
Metal end plunger	M20	XCKM110H29LC	2700
Steel roller plunger	PG11	XCKM102LC <input checked="" type="checkbox"/>	2500
Steel roller plunger	M20	XCKM102H29LC	2700
Steel roller lever	Pg11	XCKM116LC <input checked="" type="checkbox"/>	1800
Steel roller lever	M20	XCKM116H29LC	2200
Steel roller lever Horizontal actuation	Pg11	XCKM2023LC <input checked="" type="checkbox"/>	1800
Steel roller lever Horizontal actuation	M20	XCKM2023H29LC	1304

XCKJ.LC



1NO + 1NC
 Snap action
 10 million operations
 Heavy Duty Oil Tight to IK07, IP66, IP67

Operation Type	Connection	Reference	Unit LP [₹]
Metal end plunger	M20	XCKJ161H29LC <input checked="" type="checkbox"/>	1953
Metal end plunger	Pg 13.5	XCKJ161LC <input checked="" type="checkbox"/>	1729
Steel roller plunger	M20	XCKJ167H29LC <input checked="" type="checkbox"/>	1782
Steel roller plunger	Pg 13.5	XCKJ167LC <input checked="" type="checkbox"/>	1782
Thermoplastic roller lever	M20	XCKJ10511H29LC	2436
Thermoplastic roller lever	Pg13.5	XCKJ10511LC	1742
Steel roller lever	M20	XCKJ10513H29LC <input checked="" type="checkbox"/>	1683
Steel roller lever	Pg13.5	XCKJ10513LC <input checked="" type="checkbox"/>	1667
Var.length Thermoplastic roller lever	M20	XCKJ10541H29LC	2068
Var.length Thermoplastic roller lever	Pg13.5	XCKJ10541LC	2068
Polyamide 6 mm rod lever	M20	XCKJ10559H29LC	1922
Polyamide 6 mm rod lever	Pg.13.5	XCKJ10559LC <input checked="" type="checkbox"/>	2314
Var.length Steel roller lever	M20	XCKJ10543H29LC <input checked="" type="checkbox"/>	1742
Var.length Steel roller lever	Pg13.5	XCKJ10543LC <input checked="" type="checkbox"/>	1590

XCK-T Thermoplastic



Conforming to IEC 947-5-1
 Degree of Protection - IP 653
 Double insulated
 Class II conforming to IEC 536
 15 Million Mechanical durability
 1 NO+1 NC 2 pole snap action contacts with positive opening

Description	Reference	Unit LP [₹]
Steel roller plunger - 1 NC + 1 NO	XCKT2102G11	1793
Steel end plunger - 1 NC + 1 NO	XCKT2110G11	2143
Delrin - roller lever plunger, horizontal direction - 1 NC + 1 NO	XCKT2121G11	1793

Note : 2 tapped entries for size 11 cable glands
 (1) Adjustable through 360° in 5 steps

Please contact Customer Care Center for Stockable and Non stockable status of references.

NORMAL STOCK ITEMS

W.E.F. January 27th, 2020

Wireless and Batteryless OsiSense XCKW



Uses Zigbee® protocol for best-in-class communication performance
 Up to 100m distance in open field
 Up to 32 transmitters per receiver (ZBRRC and ZBRRD receivers)
 Top performance with access point receiver:
 • Through Modbus serial
 • Through Modbus/TCP protocol

Operation	Reference	Unit LP [₹]
Metal end plunger	XCKW101	On Request
Steel roller plunger	XCKW102	On Request
Plastic roller lever	XCKW131	On Request
Elastomer roller Ø 50mm lever	XCKW139	On Request
Variable length roller lever	XCKW141	On Request
Variable length elastomer roller Ø 50mm lever	XCKW149	On Request
Plastic round Ø 6mm lever	XCKW159	On Request
Pack composed of transmitter XCKW102 and receiver ZBRRD	XCKWD02	On Request
Pack composed of transmitter XCKW131 and receiver ZBRRD	XCKWD31	On Request

XZBW, universal wireless solution for sensors



Brings wireless transmission to any standard sensor or switch.
 Savings on cables, cable tray & related maintenance costs.
 Compatible with any type of PNP/ NPN or contact sensor
 One digital input per emitter
 Connect up to two emitters per receiver

Operation	Reference	Unit LP [₹]
Wireless transmitter for sensors and switches	XZBWE112A24	on request
Programmable receiver - 4 PNP - 200 mA - 24 V DC - 2 pusbuttons - 6 LEDs	XZBWR2STT24	on request

Safety Detection Solution



Guard Switch, Actuator Operated
 Plastic, Turret Head
 Mechanical Durability = >1 Million operating cycle
 NC contact with positive opening

Operation	Cable Entry	Reference	Unit LP [₹]
3 Pole NC+ NC + NO - Snap Action	Pg 11	XCSPA491	3166
2 Pole NC + NO - Break Before Make, Slow Break	Pg 11	XCSPA591	2402
2 Pole NC + NO - Break Before Make, Slow Break	½" NTP	XCSPA592 <input checked="" type="checkbox"/>	1954
2 Pole NC + NC - Slow Break	Pg 11	XCSPA791	2156
2 Pole NC + NC - Slow Break	½" NTP	XCSPA792	2361
3 Pole NC+ NO + NO - Slow Break (2NO Staggered)	Pg11	XCSTA591 <input checked="" type="checkbox"/>	2930

Please contact Customer Care Center for Stockable and Non stockable status of references.

NORMAL STOCK ITEMS

W.E.F. January 27th, 2020

XCS LE /LF Safety Solenoid Interlock



Body Type	Contacts	Voltage	Locking	Reference	Unit LP [₹]
Metal	NO + NC	24V AC/DC	On de-energisation	XCSLF2525312	17274
Plastic	NO + NC	24V AC/DC	On de-energisation	XCSLE2525312 <input checked="" type="checkbox"/>	13304
Plastic	NC + NC + NO	24V AC/DC	On de-energisation	XCSLE3737312	16100

XCSDM Safety coded Magnetic Switch



Contact*	Body Size	Connection	Reference	Unit LP [₹]
2-pole 1 NC + 1 NO (staggered)	Compact 51 x 16 x 7	2m Cable	XCSDMC5902 <input checked="" type="checkbox"/>	4642
2-pole 1 NO + 1 NO (staggered)	Compact 51 x 16 x 7	2m Cable	XCSDMC7902	5097
2-pole 1 NC + 1 NO (staggered)	Standard 88 x 25 x 13	2m Cable	XCSDMP5902	3710
2-pole 1 NO + 1 NO (staggered)	Standard 88 x 25 x 13	2m Cable	XCSDMP7902	4102
3-pole 1 NC + 1 NO + 1 NO (staggered)	Standard 88 x 25 x 13	M12 Connector	XCSDMP700L01M12	9762
3-pole 1 NC + 1 NO + 1 NO (staggered)	Standard 88 x 25 x 13	M12 Connector	XCSDMP701L01M12	6791
2-pole 1 NC + 1 NO (staggered)	Cylindrical D=30, L= 38.5	M12 Connector	XCSDMR590L01M12	6151

Please contact Customer Care Center for Stockable and Non stockable status of references.

NORMAL STOCK ITEMS

W.E.F. January 27th, 2020

Specifications: Metal/Plastic Body, Precabled, Universal M8, M12 connector, Sensing Distance: Upto 15 mm

[Sn] nominal sensing distance	Sensor design	Discrete output function	Discrete Output type	Reference	Unit LP [₹]
Three Wire Metal 12-24V DC, Flush Mountable - Threaded					
1.5mm	M8	1 NO	NPN	XS108BLNAL2	1475
			PNP	XS108BLPAL2 <input checked="" type="checkbox"/>	1216
				XS108BLPAM12 <input checked="" type="checkbox"/>	1310
				XS108BLPAM8	1334
Three Wire Metal 12-24V DC, Non Flush Mountable - Threaded					
2.5mm	M8	1 NO	NPN	XS208BLNAL2 <input checked="" type="checkbox"/>	1680
			PNP	XS208BLPAL2 <input checked="" type="checkbox"/>	1695
				XS208BLPAM12	2493
Three Wire Metal 12-24V DC, Flush Mountable - Threaded					
2mm	M12	1NC	PNP	XS112BLPBL2 <input checked="" type="checkbox"/>	2086
			NPN	XS112BLNAL2 <input checked="" type="checkbox"/>	1120
		1 NO	NPN	XS112BLNAM12	1423
			PNP	XS112BLPAL2 <input checked="" type="checkbox"/>	1076
			PNP	XS112BLPAM12 <input checked="" type="checkbox"/>	1045

Specifications : Metal/Plastic Body, Precabled, Universal M8, M12 connector, Sensing Distance: Upto 15mm

[Sn] nominal sensing distance	Sensor design	Discrete output function	Discrete Output type	Reference	Unit LP [₹]
Two Wire - 12-240V AC Metal, Flush Mountable - Threaded					
Three Wire Metal 12-24V DC, Non Flush Mountable - Threaded					
4 mm	M12	1 NC	NPN	XS212BLNBL2 <input checked="" type="checkbox"/>	1431
			PNP	XS212BLPBL2 <input checked="" type="checkbox"/>	1555
			NPN	XS212BLNAL2	1157
		1 NO	NPN	XS212BLNAM12	1792
			PNP	XS212BLPAL2 <input checked="" type="checkbox"/>	1153
			PNP	XS212BLPAL5	1527
			PNP	XS212BLPAM12	1348
Three Wire Metal 12-24V DC, Flush Mountable - Threaded					
5 mm	M18	1NC	PNP	XS118BLPBL2	1722
			NPN	XS118BLNAL2 <input checked="" type="checkbox"/>	1348
				XS118BLNAM12	1819
		1 NO	PNP	XS118BLPAL2 <input checked="" type="checkbox"/>	1213
			PNP	XS118BLPAL5	2430
				XS118BLPAM12 <input checked="" type="checkbox"/>	1739
Three Wire Metal 12-24V DC, Non Flush Mountable - Threaded					
8 mm	M18	1 NO	NPN	XS218BLNAL2 <input checked="" type="checkbox"/>	1179
				XS218BLNAM12	1779
			PNP	XS218BLPAL2 <input checked="" type="checkbox"/>	1153
				XS218BLPAL5	1527
				XS218BLPAM12 <input checked="" type="checkbox"/>	1291

Please contact Customer Care Center for Stockable and Non stockable status of references.

NORMAL STOCK ITEMS

W.E.F. January 27th, 2020

Specifications : Metal/Plastic Body, Precabled, Universal M8, M12 connector, Sensing Distance: Upto 15mm

[Sn] Nominal sensing distance	Sensor design	Discrete Output function	Discrete Output type	Reference	Unit LP [₹]
Three Wire Metal 12-24V DC, Flush Mountable - Threaded					
10mm	M30	1NC	PNP	XS130BLPBL2	2320
		1 NO	NPN	XS130BLNAL2 <input checked="" type="checkbox"/>	2249
			PNP	XS130BLPAL2 <input checked="" type="checkbox"/>	1318
				XS130BLPAM12	2305
		Three Wire Metal 12-24V DC, Non Flush Mountable - Threaded			
15mm	M30	1NC	PNP	XS230BLPBL2	1472
		1 NO	NPN	XS230BLNAL2	2052
			PNP	XS230BLPAL2 <input checked="" type="checkbox"/>	1281
				XS230BLPAL5	2210
		XS230BLPAM12	2320		

Note :

1. L2 stands for sensors with 2m cable
2. L5 stands for sensors with 5m cable
3. L10 stands for sensors with 10m cable
4. M8 & M12 stand for universal connectors.
5. Connectors to be ordered separately.

Please contact Customer Care Center for Stockable and Non stockable status of references.

NORMAL STOCK ITEMS

W.E.F. January 27th, 2020

Extended Sensing Range

[Sn] Nominal sensing distance	Sensor design	Discrete Output function	Discrete Output type	Reference	Unit LP (₹)
Three Wire Metal 10-36V DC, Flush Mountable - Threaded					
2.5 mm (Length 51 mm)	M8	1 NO	PNP	XS608B1PAL2	4083
2.5 mm (Length 51 mm)	M8	1 NO	PNP	XS608B1PAM12 <input checked="" type="checkbox"/>	3833
4 mm (Length 53 mm)	M12	1 NO	PNP	XS612B1PAL2 <input checked="" type="checkbox"/>	3388
4 mm (Length 53 mm)	M12	1 NO	PNP	XS612B1PAM12 <input checked="" type="checkbox"/>	2892
8 mm (Length 62 mm)	M18	1 NO	PNP	XS618B1PAL2 <input checked="" type="checkbox"/>	3884
8 mm (Length 62 mm)	M18	1 NO	PNP	XS618B1PAM12 <input checked="" type="checkbox"/>	3541
15 mm (Length 62 mm)	M30	1 NO	PNP	XS630B1PAL2 <input checked="" type="checkbox"/>	4637
15 mm (Length 62 mm)	M30	1 NO	PNP	XS630B1PAM12 <input checked="" type="checkbox"/>	4405
Three Wire Metal 12-24V DC, Flush Mountable - Threaded					
4 mm	M12	1 NO	PNP	XS112B3PAL2	2364
				XS112B3PAM12 <input checked="" type="checkbox"/>	1955
Three Wire Metal 12-24V DC, Flush Mountable - Threaded					
8 mm	M18	1 NO	PNP	XS118B3PAL2	2736
				XS118B3PAM12	3351
8 mm	M18	1 NO	PNP	XS118B3PAL2	2736
				XS118B3PAM12	3351
Three Wire Metal 12-24V DC, Flush Mountable - Threaded					
15 mm	M30	1 NO	PNP	XS130B3PAM12	2875

**Multi Current/Multi Voltage sensor for AC/DC Application
2 Wire, Supply voltage 20...264 LED Out Put State Indicator**

[Sn] Nominal sensing distance	Sensor design	Discrete Output function	Reference	Unit LP (₹)
4 mm	M12	NO	XS612B1MAL2 <input checked="" type="checkbox"/>	6665
8 mm	M18	NO	XS618B1MAL2 <input checked="" type="checkbox"/>	4710
15 mm	M30	NO	XS630B1MAL2 <input checked="" type="checkbox"/>	5172

Multi Current/Multi voltage Sensor for AC/DC Application
2 wire connection
Supply voltage 20...264 V

Flush-Non flush mountable via teach mode

25 mm	40 x 40 x 15	AC/DC NO	XS8C1A1MAL2	9565
60 mm	80 x 80 x 26	AC/DC NO	XS8D1A1MAL2	13969

Speed Rotation Monitoring Proximity Switches

[Us] Rated Supply voltage	Switching capacity	Wiring technique	[Sn] Sensing distance	Operating zone	Adjustable Freq. Impulse/min	Reference	Unit LP (₹)
24...210 V DC 24...240 V AC 50/60 Hz	5...200 mA DC 5...350 mA AC	2-wire AC/DC	10 mm	0...8 mm	6...150	XSAV11801 <input checked="" type="checkbox"/>	13271
					120...3000	XSAV12801 <input checked="" type="checkbox"/>	21903
12...48 V DC	≤ 200 mA overload and short-circuit protection	3-wire DC PNP	10 mm	0...8 mm	6...150	XSAV11373 <input checked="" type="checkbox"/>	18456
					120...3000	XSAV12373 <input checked="" type="checkbox"/>	14765

Accessories

Description	Sensor Design	Reference	Unit LP (₹)
Fixing for cylindrical sensor	m18	XSZB118	708

Please contact Customer Care Center for Stockable and Non stockable status of references.

NORMAL STOCK ITEMS

W.E.F. January 27th, 2020

XS Flat Type [Inductive Sensors]

Rated Supply voltage-12...24V DC



Description	Output Function	Switching capacity in mA	[Sn] Sensing distance	Reference	Unit LP [₹]
Flat form 40x40x15	PNP [NO], 3-wire	<=100 mA	Flush-15mm	XS7C1A1PAL2	3735
Flat form 80x80x26	PNP [NO], 3-wire	<=100 mA	Flush-40mm	XS7D1A1PAL2	5193
Flat form 40x40x15	PNP [NO], 3-wire	<=200mA	Non-Flush-25mm	XS8C1A1PAL2	14771
Flat form 80x80x26	PNP [NO], 3-wire	<=200mA	Non-Flush-60mm	XS8D1A1PAL2	9103



XS Cubic C2 Form



XS Turret Form

Sensing range	Output	Connection	Reference	Unit LP [₹]
XS Cubic C2 Form				
15mm	1 NO	Terminal	XS7C2A1PAM12	3221
20mm	1 NO + 1NC	Terminal	XS8C2A1PCM12	4083
40mm	1 NO + 1NC	Terminal	XS8C2A4PCM12 <input checked="" type="checkbox"/>	4693
XS Turret Form				
15 mm	1NO + 1 NC programmable	Terminals	XS7C4A1DPG13	5767
15 mm	1NO + 1 NC programmable	Terminals	XS7C4A1MPG13 <input checked="" type="checkbox"/>	6521
20mm	1NO+ 1NC	Terminals	XS8C4A1PCG13 <input checked="" type="checkbox"/>	5735
20mm	1NO+ 1NC	Terminals	XS8C4A1PCP20	7082
20mm	1NO + 1 NC programmable	Terminals	XS8C4A1DPG13	13507
20mm	1NO + 1 NC programmable	Terminals	XS8C4A1MPG13	9166
20mm	1NO + 1 NC programmable	Terminals	XS8C4A1MPP20	7332
20mm	1NO + 1 NC programmable	Terminals	XS8C4A1MPG13	9166

XT Capacitive sensor

Sensing range	Output	Connection	Reference	Unit LP [₹]
8mm	1 NO	2M Cable	XT218A1PAL2	3749
8mm	1NC + NO	M12 Connector	XT218A1PCM12 <input checked="" type="checkbox"/>	3721
15mm	1NO	2M Cable	XT230A1PAL2 <input checked="" type="checkbox"/>	4096
15mm	1NO + 1 NC	M12 connector	XT230A1PCM12	3842

Please contact Customer Care Center for Stockable and Non stockable status of references.

NORMAL STOCK ITEMS

W.E.F. January 27th, 2020

OsiSense Ultrasonic XX



3 wire connection
Supply voltage 10-28 V DC
Plastic case

[Sn] Nominal Sensing Distance	Sensor Design	Discrete Output Function	Reference	Unit LP [₹]
50 cm	M18	PNP NO	XX518A3PAM12	11984
1 m	M30	PNP NO	XX6V3A1PAM12 <input checked="" type="checkbox"/>	14497

Sensors with analogue output for DC application

4 wire connection
Supply voltage 10..28 V DC
M12 Connector
Plastic Case

8 m	M30	4..20 mA	XX930A3A2M12	34313
-----	-----	----------	--------------	-------

OsiSense XX



Ultrasonic Sensor for monitoring 2 levels

Sensing Distance	Output	Connection	Reference	Unit LP [₹]
0.5m	PNP [NO]	M12	XX218A3PHM12	13682



Connector Type	Connection	Shape	Length	Reference	Unit LP [₹]
Osi Sense XZ PUR cable Industrial high end use Nominal Current 4A Matt Black Colour Operation temperature -35 .. +90OC IP 67					
PUR Pre-wired connector	M8, 3 pins	Straight	2m	XZCP0566L2	819
PUR Pre-wired connector	M8, 3 pins	Straight	5m	XZCP0566L5	1057
PUR Pre-wired connector	M8, 3 pins	Elbowed	5m	XZCP0666L5	1180
PUR Pre-wired connector	M8, 4 pins	Straight	2m	XZCP0941L2	944
PUR Pre-wired connector	M8, 4 pins	Straight	5m	XZCP0941L5	1180
PUR Pre-wired connector	M8, 4 pins	Elbowed	2m	XZCP1041L2	944
PUR Pre-wired connector	M8, 4 pins	Elbowed	5m	XZCP1041L5	1180
PUR Pre-wired connector	M12, 4 pins	Straight	2m	XZCP1141L2 <input checked="" type="checkbox"/>	787
PUR Pre-wired connector	M12, 4 pins	Straight	5m	XZCP1141L5 <input checked="" type="checkbox"/>	1232
PUR Pre-wired connector	M12, 4 pins	Elbowed	2m	XZCP1241L2 <input checked="" type="checkbox"/>	834
PUR Pre-wired connector	M12, 4 pins	Elbowed	5m	XZCP1241L5 <input checked="" type="checkbox"/>	1467
Osi Sense XZ PVC Cable • General use • Nominal Current 3A • Grey Colour • Operating temperature -25..+80°C • IP 65					
PVC Pre-wired connector	M8, 3 pins	Straight	2m	XZCPV0566L2	736
PVC Pre-wired connector	M8, 3 pins	Straight	5m	XZCPV0566L5	750
PVC Pre-wired connector	M8, 3 pins	Elbowed	5m	XZCPV0666L5	1129
PVC Pre-wired connector	M8, 4 pins	Straight	2m	XZCPV0941L2 <input checked="" type="checkbox"/>	708
PVC Pre-wired connector	M8, 4 pins	Straight	5m	XZCPV0941L5	1273
PVC Pre-wired connector	M8, 4 pins	Elbowed	2m	XZCPV1041L2	879
PVC Pre-wired connector	M8, 4 pins	Elbowed	5m	XZCPV1041L5	889
PVC Pre-wired connector	M12, 4 pins	Straight	2m	XZCPV1141L2 <input checked="" type="checkbox"/>	552
PVC Pre-wired connector	M12, 4 pins	Straight	5m	XZCPV1141L5 <input checked="" type="checkbox"/>	718
PVC Pre-wired connector	M12, 4 pins	Elbowed	2m	XZCPV1241L2 <input checked="" type="checkbox"/>	630
PVC Pre-wired connector	M12, 4 pins	Elbowed	5m	XZCPV1241L5 <input checked="" type="checkbox"/>	704
Osi Sense XZ Connector • Protection IP67 • Connection Type Screw Threaded					
Male connector	M12, 4 Pin	Straight		XZCC12MDM40B	444
Male connector	M12, 4 Pin	Elbowed		XZCC12MCM40B	486
Male connector	M12, 5 Pin	Straight		XZCC12MDM50B	982
Male connector	M12, 5 Pin	Elbowed		XZCC12MCM50B	982
Female connector	M12, 4 Pin	Straight		XZCC12FDM40B	436
Female connector	M12, 4 Pin	Elbowed		XZCC12FCM40B <input checked="" type="checkbox"/>	444

Please contact Customer Care Center for Stockable and Non stockable status of references.

NORMAL STOCK ITEMS

W.E.F. January 27th, 2020

A Complete Solution

Sensors → Interface → Cloud → Application

1st step: Electromechanical Sensors

Limit Switches



Pressure Switches



Safety Switches



Working as an interface between the sensor and the cloud. Communication done in Low Power Wan



Focused on Operated Network:



The first company already present to provide an IOT network



Watch information

be informed when Event happened or Check status of one sensor

Reference

XIOT11SE0MRCL (Transmitter only)

XIOT11SE5MRCL (Prepaid 5-year access to Cloud)

XIOT11SERMRCL (Subscription services)

Coming Soon

Industrial PC and Displays



- Our comprehensive Magelis iPC range offers industrial PCs for improved productivity and an enhanced user experience. Choose the right industrial PC for your environment, from our wide range and be confident that they are designed to last

Product description	Reference	Unit LP (₹)
Box PC Perf. HDD DC Win 8.1 2 slots	HMIBMPHI74D2801	On Request
Box PC Perf. HDD DC Win 8.1 4 slots	HMIBMPHI74D4801	On Request
Box PC Perf. SSD DC Win 7 4 slots	HMIBMPSI74D470L	On Request
Box PC Perf. SSD DC Win 8.1 4 slots	HMIBMPSI74D4801	On Request
Box PC Univ. DC Base unit 4Gb 2 slots	HMIBMU0I29D2001	On Request
Box PC Universal CFast DC WES 2 slots	HMIBMUJCI29D2W01	On Request
Box PC Universal HDD DC Win 8.1 2 slots	HMIBMUHI29D2801	On Request
Box PC Universal HDD DC Win 8.1 4 slots	HMIBMUHI29D4801	On Request
Box PC Universal SSD DC Win 8.1 2 slots	HMIBMUSI29D2801	On Request
S-BOX PC Optimized CFlash DC 1 slot	HMIBSOCND1E01	On Request
S-BOX PC Universal No OS DC 1 slot	HMIBSUOND1001	On Request
S-BOX PC Universal CFast DC 1 slot	HMIBSUCND1W01	On Request
S-BOX PC Universal SSD DC 1 slot	HMIBSUSND1W01	On Request
Box PC Universal Hard Disk DC 2 slots	HMIBUHND2P01	On Request
iDisplay monitor 12" Touch DC DVI	HMIDID64DTD1	On Request
iDisplay monitor 15" Touch DC DVI	HMIDID73DTD1	On Request
Display PC 4:3 12" single t. for HMIBM	HMIDM6421	On Request
Display PC Wide 12" multi-t. for HMIBM	HMIDM6521	On Request
Display PC 4:3 15" single t. for HMIBM	HMIDM7421	On Request
Display PC Wide 15" multi-t. for HMIBM	HMIDM7521	On Request
Display PC Wide 19" multi-t. for HMIBM	HMIDM9521	On Request
Display PC Wide 22" multi-t. for HMIBM	HMIDMA521	On Request
Enclosed PC Perf. W19 DC - Base unit	HMIPPEP0952D1001	On Request
Enclosed PC Perf. SSD W19 DC Win 8.1	HMIPPEPS952D1801	On Request
Panel PC 12" Performance - Base unit	HMIPPO6D0001	On Request
Panel PC Perform. SSD 12" AC 2 slots	HMIPPF6A2701	On Request
Panel PC Perform. F.Disk 15" AC 2 slots	HMIPPF7A2701	On Request
Panel PC Perform. HDD 12" AC 2 slots	HMIPPH6A2701	On Request
Panel PC Perform. H.Disk 15" AC 0 slot	HMIPPH7A0701	On Request
Panel PC Perf 15" stainless HDD AC 2 slt	HMIPRH7A2701	On Request
S-Panel PC Optimized W10 DC - Base unit	HMIPSO0552D1001	On Request
S-Panel PC Optimized W15 DC - Base unit	HMIPSO0752D1001	On Request
S-Panel PC Optimized CFast W15 DC WES	HMIPSOC752D1W01	On Request
S-Panel PC Optimized HDD W10 DC Win 8.1	HMIPSOH552D1801	On Request
S-Panel PC Optimized HDD W15 DC Win 8.1	HMIPSOH752D1801	On Request
S-Panel PC Optimized SSD W10 DC Win 8.1	HMIPSO552D1801	On Request
S-Panel PC Optimized SSD W15 DC Win 8.1	HMIPSO5752D1801	On Request
S-Panel PC Performance W15 DC -Base unit	HMIPSP0752D1001	On Request
S-Panel PC Performance W19 DC -Base unit	HMIPSP0952D1001	On Request
S-Panel PC Perf. CFast W15 DC WES	HMIPSPC752D1W01	On Request
S-Panel PC Perf. CFast W19 DC WES	HMIPSPC952D1W01	On Request
S-Panel PC Performance HDD W15 DC Win8.1	HMIPSPH752D1801	On Request
S-Panel PC Performance HDD W19 DC Win8.1	HMIPSPH952D1801	On Request
S-Panel PC Performance SSD W15 DC Win8.1	HMIPSPS752D1801	On Request
S-Panel PC Performance SSD W19 DC Win8.1	HMIPSPS952D1801	On Request
Panel PC Univ 15" stainless HDD DC 2 slt	HMIPTH7D2P01	On Request
Panel PC 12" Universal - Base unit	HMIPU06D0001	On Request
Panel PC Universal CFast 12" AC 0 slot	HMIPUC6A0E01	On Request
Panel PC Universal CFast 12" DC 0 slot	HMIPUC6D0E01	On Request
Panel PC Universal SSD 12" AC 0 slot	HMIPUF6A0701	On Request
Panel PC Universal SSD 12" DC 0 slot	HMIPUF6D0701	On Request
Panel PC Universal HDD 12" AC 0 slot	HMIPUH6A0701	On Request
Panel PC Universal HDD 12" DC 0 slot	HMIPUH6D0701	On Request
Panel PC Univ. H.Disk 15" DC 2 slots	HMIPUH7D2P01	On Request
Panel PC Universal H.Disk 19" AC 0 slot	HMIPUH9A0P01	On Request
Panel PC Universal H.Disk 19" AC 2 slots	HMIPUH9A2P01	On Request
Panel PC Univ. H.Disk 19" DC 2 slots	HMIPUH9D2P01	On Request
Panel PC Optimum Compact Flash 15" DC	HMIPWC7D0E01	On Request

Please contact Customer Care Center for Stockable and Non stockable status of references.

NORMAL STOCK ITEMS

W.E.F. January 27th, 2020

RACK IPC

Product description	Reference	Unit LP [₹]
Rack PC 2U Optimized HDD AC 3 slots	HMIRSOHPA3W01	On Request
Rack PC 4U Performance SSD AC 6 slots	HMIRSPFXA6701	On Request
Rack PC 4U Perf. SSD AC redund. 6 slots	HMIRSPFXR6702	On Request
Rack PC 4U Performance HDD AC 6 slots	HMIRSPHXA6701	On Request
Rack PC 4U Perf. HDD AC 6 slots PES	HMIRSPHXA67P1	On Request
Rack PC 4U Perf. HDD AC 6 slots server	HMIRSPSXR6S01	On Request
Rack PC 4U Perf. HDD AC 6 slots server	HMIRSPSXR6T01	On Request
Rack PC 2U Universal HDD AC 3 slots	HMIRSUH3A3701	On Request
Rack PC 2U Universal SSD AC 3 slots	HMIRSUS3A3701	On Request
Vijeo XD RT, printed	HMIRTWZLSPMZZ	On Request
Rack PC 2U Optim. HDD AC 3 slots No OS	HMIRXOHC3001	On Request
Rack PC 2U Optimized HDD AC 3 slots	HMIRXOHC3W01	On Request

Magelis GTU



- High performance modular HMI
- Modular HMI with smartphone-like interface and Wireless technology: Unmatched comfort of use without compromise on performance and openness

Product description	Reference	Unit LP [₹]
7W Touch Advanced Display WVGA	HMIDT351	On request
10.4 Touch Smart Display SVGA	HMIDT542	On request
10W Touch Advanced Display WXGA	HMIDT551	On request
12.1 Touch Smart Display XGA	HMIDT642	On request
12W Touch Advanced Display WXGA	HMIDT651	On request
15 Touch Smart Display XGA	HMIDT732	On request
HMIDT732 Coated	HMIDT732FC	On request
15W Touch Smart Display FWXGA	HMIDT752	On request
19W Touch Smart Display FWXGA	HMIDT952	On request
Premium BOX for Universal Panel	HMIG3U	On request
HMIG3U Coated	HMIG3UFC	On request
Open BOX for Universal Panel	HMIG5U	On request
Open BOX for Universal Panel	HMIG5U2	On request
Magelis GTU Open BOX for Vijeo XL	HMIG5UL8A	On request

Magelis SCU



- Cut out free HMI controller
Magelis SCU controller delivers adequate functionality for control of small machines and simple processes, while saving up to 30% in installation and ownership costs

Product description	Reference	Unit LP [₹]
3.5 Small Controller Panel For Machine	HMISCU6A5	On Request
3.5 Small Controller Panel For Process	HMISCU6B5	On Request
5.7 Small Controller Panel For Machine	HMISCU8A5	On Request
5.7 Small Controller Panel For Porcess	HMISCU8B5	On Request

Please contact Customer Care Center for Stockable and Non stockable status of references.

NORMAL STOCK ITEMS

W.E.F. January 27th, 2020

HMI Panels with Optimised Features



Product description	Reference	Unit LP (₹)
5.7 Keypad Panel QVGA-TFT	HMIGK2310	On request
10.4 Keypad Panel VGA-TFT	HMIGK5310	On request
3.5 Color Touch Panel QVGA-TFT	HMIGTO1300	On request
3.5 Color Touch Panel QVGA-TFT	HMIGTO1310	On request
5.7 Color Touch Panel QVGA-TFT	HMIGTO2300	On request
5.7 Color Touch Panel QVGA-TFT	HMIGTO2310	On request
5.7 Color Touch Panel QVGA Stainless	HMIGTO2315	On request
7.0 Color Touch Panel WVGA-TFT	HMIGTO3510	On request
7.5 Color Touch Panel VGA-TFT	HMIGTO4310	On request
10.4 Color Touch Panel VGA-TFT	HMIGTO5310	On request
HMIGTO5310 coated and logo removed	HMIGTO5310FCW	On request
HMIGTO5310 logo removed	HMIGTO5310FW	On request
10.4 Color Touch Panel VGA Stainless	HMIGTO5315	On request
12.1 Color Touch Panel SVGA-TFT	HMIGTO6310	On request
HMIGTO6310 Coated	HMIGTO6310FC	On request
12.1 Color Touch Panel SVGA Stainless	HMIGTO6315	On request
STU rear module	HMIS5T	On request
STU 3in5 front module	HMIS65	On request
STU3in5 front module w/o mark on overlay	HMIS65W	On request
STU 5in7 front module	HMIS85	On request
STU5in7 front module w/o mark on overlay	HMIS85W	On request
REAR MODULE SMALL CONTROLLER MACHINE	HMISAC	On request
REAR MODULE SMALL CONTROLLER PROCESS	HMISBC	On request
TOUCH PANEL SCREEN 3"4 MONOCHROME G/O/R	HMISTO511	On request
TOUCH PANEL SCREEN 3"4 MONOCHROME W/P/R	HMISTO512	On request
Touch Panel Screen 3"4 Mono ETH G/O/R	HMISTO531	On request
Touch Panel Screen 3"4 Mono ETH W/P/R	HMISTO532	On request
4.3" touch panel screen RS232C	HMISTO705	On request
4.3" touch panel screen RS232C/485	HMISTO715	On request
4.3" touch panel screen Ethernet	HMISTO735	On request
Customized STO735	HMISTO735AG	On request
Touch Panel Screen 3"5 Color	HMISTU655	On request
STU 3in5 without marking on overlay	HMISTU655W	On request
Touch Panel Screen 5"7 Color	HMISTU855	On request
STU 5in7 without marking on overlay	HMISTU855W	On request

Magelis Easy GXU



- Reliable and cost-effective touch-screen terminals Tailored to meet the challenges faced by new economies: <001F> t for purpose at affordable prices with no compromise on ease of use, robustness, and availability.

Product description	Reference	Unit LP (₹)
GXU Touch Panel, 7"W TFT, SL only	HMIGXU3500	On Request
GXU Touch Panel, 7"W TFT, SL + ETH	HMIGXU3512	On Request
GXU Touch Panel, 10"W TFT, SL only	HMIGXU5500	On Request
GXU Touch Panel, 10"W TFT, SL + ETH	HMIGXU5512	On Request

Please contact Customer Care Center for Stockable and Non stockable status of references.

NORMAL STOCK ITEMS

W.E.F. January 27th, 2020

Magelis Easy GXU



- EcoStruxure™ Operator Terminal Expert
Touchscreen configuration software with the latest UI design and gestures
EcoStruxure Operator Terminal Expert™ (formerly known as Vijeo XD)
configuration software enables you to create and edit application Magelis HMIs and iPCs screens
- EcoStruxure™ Machine SCADA Expert
Lite SCADA for line management
Vijeo Designer
Configuration software for the complete HMI range
HMI configuration software
- EcoStruxure Machine SCADA Expert (formerly known as Vijeo XL) is a powerful software for developing HMI, SCADA, OEE and Dashboard projects dedicated to Line Management & Lite Supervision applications to run in Magelis Industrial PC and GTU Open Box. The bundle offer «Magelis Industrial PC and GTU Open Box» saves you time and resources on validation of hardware, software and OS.

Vijeo XD

Product description	Reference	Unit LP [₹]
Vijeo XD Pro License	HMIPELCZLSPMZZ	On Request
Vijeo XD Pro License Vendor	HMIPELVZLSPMZZ	On Request
Vijeo XD Pro License Vendor	HMIPELVZLSPMZZ	On Request

EcoStruxure™ Machine SCADA Expert

Product description	Reference	Unit LP [₹]
Vijeo XL 1.5K 3rd-PC RT License	HMIVXL3PRT1KLV80	On Request
Vijeo XL 32K 3rd-PC RT License	HMIVXL3PRT32KLV80	On Request
Vijeo XL 4K 3rd-PC RT License	HMIVXL3PRT4KLV80	On Request
Vijeo XL 64K 3rd-PC RT License	HMIVXL3PRT64KLV80	On Request
Upgrade License 3rd-PC RT 4K to 32K	HMIVXL3PUG32KRT	On Request
Upgrade License 3rd-PC RT 1.5K to 4K	HMIVXL3PUG4KRT	On Request
Upgrade License 3rd-PC RT 32K to 64K	HMIVXL3PUG64KRT	On Request
Vijeo XL BT DVD 1.5K	HMIVXLBT1KDV80	On Request
Vijeo XL BT License 1.5K	HMIVXLBT1KLV80	On Request
Vijeo XL 32K BT DVD	HMIVXLBT32KDV80	On Request
Vijeo XL 32K BT License	HMIVXLBT32KLV80	On Request
Vijeo XL BT DVD 4K	HMIVXLBT4KDV80	On Request
Vijeo XL BT License 4K	HMIVXLBT4KLV80	On Request
Vijeo XL BT DVD 64K	HMIVXLBT64KDV80	On Request
Vijeo XL BT License 64K	HMIVXLBT64KLV80	On Request
FactoryTalk Import Wizard	HMIVXLFTTK	On Request
Vijeo XL MA License 4	HMIVXLMA4LV80	On Request
Vijeo XL MA License 8	HMIVXLMA8LV80	On Request
PanelBuilder Import Wizard	HMIVXLPBTK	On Request
PanelMate Import Wizard	HMIVXLPMTK	On Request
Vijeo XL RT License 1.5K	HMIVXLRT1KLV80	On Request
Vijeo XL 32K RT License	HMIVXLRT32KLV80	On Request
Vijeo XL RT License 4K	HMIVXLRT4KLV80	On Request
Vijeo XL RT License 64K	HMIVXLRT64KLV80	On Request
Secure Viewer 4 License	HMIVXLSV4LV80	On Request
Upgrade License BT 4K to 32K	HMIVXLUG32KBT	On Request
Upgrade License RT 4K to 32K	HMIVXLUG32KRT	On Request
Upgrade License BT 1.5K to 4K	HMIVXLUG4KBT	On Request
Upgrade License RT 1.5K to 4K	HMIVXLUG4KRT	On Request
Upgrade License BT 32K to 64K	HMIVXLUG64KBT	On Request
Upgrade License RT 32K to 64K	HMIVXLUG64KRT	On Request
Upgrade License MA 4 to 8	HMIVXLUG8MA	On Request
Vijeo XL USB Hard key	HMIVXLUSBL	On Request

Please contact Customer Care Center for Stockable and Non stockable status of references.

NORMAL STOCK ITEMS

W.E.F. January 27th, 2020

Vijeo Designer

Product description	Reference	Unit LP [₹]
Vijeo Designer internal and partner pack	VJDCLINTSV62M	On Request
VJD V4.6 Facility No Cable	VJDFNDTGSV46M	On Request
Vijeo Designer, Licence Facility, No Cable	VJDFNDTGSV47M	On Request
Vijeo Designer, Facility license	VJDFNDTGSV62M	On Request
Vijeo Designer, Group license	VJGNDTGSV62M	On Request
Vijeo Designer, Single License	VJSDNTGSV62M	On Request
Vijeo Designer Magelis iPC RT	VJDSNRTMPC	On Request
Vijeo Designer Standard PC RT	VJDSNRTSPC	On Request
Vijeo Designer V5.1 I D S	VJDSNTRCKV51M	On Request
Vijeo Designer RT IDS license extension	VJDSNTRCKV62M	On Request
Pack Vijeo Designer RT IDS Report Print	VJDSNTRPKV62M	On Request
Vijeo Designer IDS Report Printing	VJDSNTRPRV62M	On Request
KIT XBTRT500 VJD LITE CBL	VJDSTKXBTRT	On Request
Vijeo Designer,Single License,USB cable	VJDSUDTGAV62M	On Request
Vijeo Designer, Team license	VJDTNDTGSV62M	On Request
Vijeo Designer Update License	VJDUPDTGAV62M	On Request
Vijeo Designer RT IDS Update license	VJDUPTRCKV62M	On Request
VJD IDS Report Printing Update license	VJDUPTPRV62M	On Request

Please contact Customer Care Center for Stockable and Non stockable status of references.

NORMAL STOCK ITEMS

W.E.F. January 27th, 2020



Start smart, run smart, stay smart with TeSys

Solutions that switch, protect,
control, and monitor motors



How do everlinks
improve power
connection reliability?

For more information on
switching and motor
management scan!



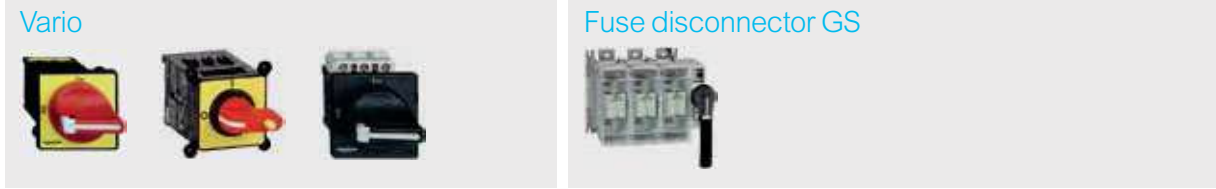
se.com/in/TeSys

Life Is On | **Schneider**
Electric

TeSys Range

The most comprehensive solution for switching and motor management.

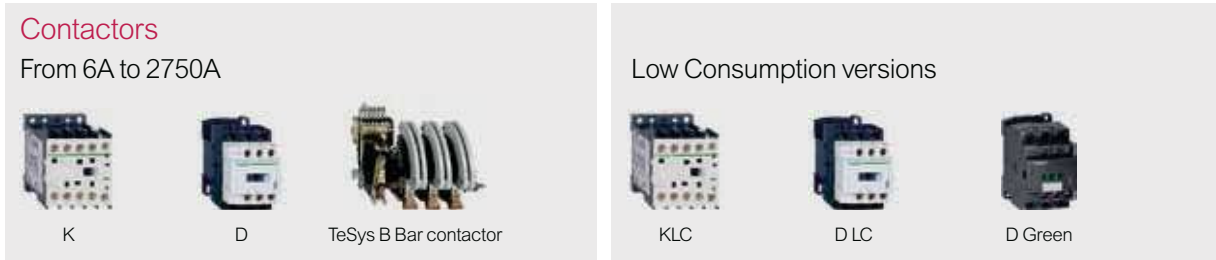
Switch Disconnectors



Protection



Control



TeSys Range



Monitor

Vario Compact starter



TeSys U

For standard application



TeSys U

For high-end management



TeSys T

The flexible motor management system for all applications and motors up to 810A (AC3)



Enclosed

DOL starters with manual control



Vario



Mini Vario



GV2M



GV2P/3P

Starters



LE-up to 30kW/400V

For DOL starters and safety applications



LG, LJ



GV2M



Specific Applications

For protection

Thermistor Protection unit



LT3

Advanced Motor Protection relay



Digital EOCR

Electromechanic overcurrent relay



EOCRSS

Transformers and high current peak



GV2RT

Single pole magnetic over current relay



RM1

Fuse solution



GK1

For control

For wind turbine UPS panels



F

For very small machines



SK

For capacitors



D

For modular enclosures / Din rail



3 poles-SKGC



GC



Dual Tariff GY



Impulse relay GF

Machine builders, it is time to cut engineering time and costs — DIGITIZE load management

TeSys island

Unique features

TeSys island is a smart, digital multifunctional load management system; it can switch, protect, manage motors and other electrical loads up to 80 Amps (AC3) in an electrical control panel.

Benefits

Why should you choose TeSys island?

- Quicker engineering and reduce time to market
- Embedded algorithms detect abnormal load behaviors and generate alarms before machine stoppage.
- Pre-trip warnings can also be set on the system for scheduled maintenance.
- Fast device replacement on any portion of the island is possible because of the full integration of the system and the integrated Bus coupler resulting in reduced downtime.
- TeSys island provides energy monitoring at the load level
- Health status can be easily accessed, remotely or locally. This energy management data can be used for advanced analytics to increase machine efficiency further
- TeSys island can be easily integrated into Schneider Electric's EcoStruxure Machine architecture and 3rd party automation systems, supporting all major fieldbuses.



TeSys Control Range

TeSys Control Range	Frame Size	Rated operational current AC-1	AC-3 Duty			Aux Contacts	AC control Reference	Unit MRP [₹]	DC Control Reference	Unit MRP [₹]
			kW	HP	A					
TeSys K	FRAME-1	-	3	-	6	1NO/NC	LC1K06*	1050	LP1K06**	1575
		-	5.5	-	9	1NO/NC	LC1K09*	1115	LP1K09**	1735
		-	7.5	-	12	1NO/NC	LC1K12*	1220	LP1K12**	1945
		-	10	-	16	1NO/NC	LC1K16*	1460	-	-
TeSys D	FRAME-2	32	9	12.5	18	1NO + 1NC	LC1D18*	1700	LC1D18**	2900
		40	11	15	25	1NO + 1NC	LC1D25*	2110	LC1D25**	3800
	FRAME-3	50	15	20	32	1NO + 1NC	LC1D32*	4180	LC1D32**	7760
		50	18.5	25	38	1NO + 1NC	LC1D38*	6010	LC1D38**	9100
	FRAME-4	60	22	30	40	1NO + 1NC	LC1D40A*	6375	LC1D40A#	10975
		80	25	35	50	1NO + 1NC	LC1D50A*	7995	LC1D50A#	13065
		80	37	50	65	1NO + 1NC	LC1D65A*	11130	LC1D65A#	14630
		80	37	50	80	1NO + 1NC	LC1D80A*	13650	LC1D80A#	17765
		125	45	60	80	1NO + 1NC	LC1D80*	16500	LC1D80**	18705
		125	45	60	95	1NO + 1NC	LC1D95*	17090	LC1D95**	21000
FRAME-5	250	59	80	115	1NO + 1NC	LC1D115*	21100	LC1D115**	21895	
	250	80	110	150	1NO + 1NC	LC1D150*	27430	LC1D150**	28425	

TeSys Control Range	[Ie] Rated Operational Current AC-1	AC-3 DUTY			Reference ^{(1) (2)}	Unit LP [₹]
		kW	HP	A		
TeSys F	275	100	135	185	LC1F185	29960
	315	110	150	225	LC1F225	32635
	350	140	190	265	LC1F265	39590
	400	180	245	330	LC1F330	49220
	500	220	300	400	LC1F400	54035
	700	280	380	500	LC1F500	77575
	1000	375	500	630	LC1F630	124120
	1000	450	610	800	LC1F800	192600
	1250	630	840	1000	LC1F1000	333840

Note:

- (1) Contactor reference does not include coil. Contactor coil & aux. contacts to be ordered separately. (Coil includes 1NO contact)
- (2) Please select coils from Page 30.

Coil Voltage Code

Type	Voltage	24	110	220	415
AC*	LC1K06-K16, LC1D09-D150 50/60Hz	B7	F7	M7	N7
DC**	LP1K06-K12, LC1D09-38, LC1D80-150	BD	FD	MD	

Type	Voltage	24V DC Low consumption	24-60V AC/ DC	48-130V AC/ DC	100-250V AC/ DC
TeSys D Green#	LC1D40A-80A	BBE	BNE	EHE	KUE

Note: For ordering contactors with other coil voltages & frequencies, please add ₹ 190/- to the unit Price of the standard contactor of the same rating.



How to ensure reliability of contacts?

Please contact Customer Care Center for Stockable and Non stockable status of references.

NORMAL STOCK ITEMS

W.E.F. January 27th, 2020

Control Relays - K Model (AC & DC Control)



- Conformance IEC, UL, CSA, CE Marking
- Inbuilt 4 auxiliary contacts
- 10A thermal rating
- Available with AC (50/60Hz Dual frequency), DC & DC low consumption coil options

No of Poles	AC Control Reference	Unit LP [₹]	DC Control Reference ⁽⁴⁾	Unit LP [₹]	DC low consumption Reference ^{(1) (2) (3)}	Unit LP [₹]
2NO + 2NC	CA2KN22*	1210	CA3KN22**	1680	CA4KN22***	2050
3NO + 1NC	CA2KN31*		CA3KN31**		CA4KN31***	
4NO	CA2KN40*	CA4KN40***				

- (1) Compatible with PLC outputs
 (2) Wide range coil (0.7...1.25Uc), suppressor fitted as standard
 (3) 2 pole auxiliary contact block can be mounted additionally
 (4) Optional in-built surge suppressor available

Power Contactors - K Model (3 Pole AC & DC Control)



- Conformance to IEC, UL, CSA
- Current Rating : 6A to 16A, AC-3 duty
- 1NO or 1NC inbuilt auxiliary contact
- Available in 3P & 4P version
- Available with AC (50/60Hz Dual frequency), DC & DC low consumption⁽⁵⁾ coil options

[Ie] Rated Operational Current (A)	Motor Power (kW)	Auxiliary Contacts	AC Control Reference	Unit LP [₹]	DC Control Reference ⁽⁵⁾	Unit LP [₹]
6	3	1NC	LC1K0601*	1050	LP1K0601**	1575
		1NO	LC1K0610*		LP1K0610**	
9	5.5	1NC	LC1K0901*	1115	LP1K0901**	1735
		1NO	LC1K0910*		LP1K0910**	
12	7.5	1NC	LC1K1201*	1220	LP1K1201**	1945
		1NO	LC1K1210*		LP1K1210**	
16	10	1NC	LC1K1601*	1460	-	-
		1NO	LC1K1610*		-	-

(5) For low consumption offer, please contact regional sales office

Reversing Contactors - K Model



- Conformance to IEC, UL, CSA, CE
- Current Rating : 6A to 16A, AC-3 duty
- 1NO or 1NC inbuilt auxiliary contact
- Available in 3P & 4P version
- Available with AC(50/60Hz Dual frequency), DC & DC low consumption⁽⁶⁾ coil options

[Ie] Rated Operational Current (A)	Motor Power (kW)	Auxiliary Contacts	AC Control Reference	Unit LP [₹]
6	3	1NC	LC2K0601*	3390
		1NO	LC2K0610*	
9	5.5	1NC	LC2K0901*	3620
		1NO	LC2K0910*	
12	7.5	1NC	LC2K1201*	3725
		1NO	LC2K1210*	
16	10	1NC	LC2K1601*	4160
		1NO	LC2K1610*	

* Reference to be completed by adding coil voltage code
 (6) For current rating and ref please contact Customer Care

Coil Voltage Code

Type	Voltage	24	48	72	110	220	415
AC*	CA2KN, LC1-K06 to K16, 50/60Hz	B7	-	-	F7	M7	N7
	LC2-K06 to K16, 50/60Hz	-	-	-	F7	M7	N7
DC**	CA3KN, LP1-K06 to K12	BD	-	-	FD	MD	-
DC low consumption***	CA4KN	BW3	EW3	SW3	-	-	-

Note: For ordering contactors with other coil voltages & frequencies, please add ₹ 190/- to the unit Price of the standard contactor of the same rating.

Please contact Customer Care Center for Stockable and Non stockable status of references.

NORMAL STOCK ITEMS

W.E.F. January 27th, 2020

Accessories - K Model

Description	Mounting	Contacts	Reference	Unit LP [₹]
Auxiliary contact block	Front	2NC	LA1KN02	420
		1NO + 1NC	LA1KN11 <input checked="" type="checkbox"/>	385
		2NO	LA1KN20	420
		4NC	LA1KN04	655
		1NO + 3NC	LA1KN13	
		2NO + 2NC	LA1KN22 <input checked="" type="checkbox"/>	
		3NO + 1NC	LA1KN31	
		4NO	LA1KN40	

Description	Control Voltage	Range	Reference	Unit LP [₹]
On Delay Electronic Timer	24..48V AC/DC	1..30S	LA2KT2E(1)	2160
	110..240V AC	1..30S	LA2KT2UA(1)	

Description	Coil Voltage	Reference	Unit LP [₹]
Surge Suppressor - RC Circuit	220..250V AC	LA4KA1U*	670
Surge Suppressor - Varistor	130..250V AC/DC	LA4KE1UG*	
Surge Suppressor - Varistor	50..129V AC/DC	LA4KE1FC*	

* Lot size 5

(1) Front mounted with common point changeover contact

Control Relays - D Model (AC & DC Control)



- Conformance to IEC, UL, CSA
- 5 inbuilt auxiliary contacts, in just 2 variants
- Available with AC (50/60Hz Dual frequency), DC & DC low consumption coil options
- High Operating ambient temperature upto 60 Deg C
- Inbuilt surge suppressor for DC & DC low consumption

No of Poles	AC Control Reference	Unit MRP [₹]	DC Control Reference ⁽²⁾	Unit MRP [₹]	DC low consumption Reference ^{(1) (2) (3)}	Unit MRP [₹]
3NO + 2NC	CAD32*	1315	CAD32**	1890	CAD32***	2260
5NO	CAD50*		CAD50**		CAD50***	

(1) Compatible with PLC outputs

(2) Wide range coil (0.7...1.25Uc), suppressor fitted as standard

(3) 2 pole auxiliary block can be mounted

Power Contactors - D Model (3 Pole AC & DC Control)



- Conformance to IEC, UL, CSA
- Current Rating : 9A to 150A
- Available with AC (50/60Hz Dual frequency), DC & DC low consumption coil options
- High Operating ambient temperature, no derating upto 60 Deg C
- Inbuilt 1NO + 1NC auxiliary contacts upto 150A
- High electrical and mechanical life
- Fuse-less Type 2 Co-ordination Charts available
- EverLink® terminal for 40, 50, 65 & 80A contactors
- Inbuilt surge suppressor in DC coil for 9-80A

[le] Rated Operational Current AC-1	kW	AC-3 Duty		Auxiliary Contacts	AC Control Reference	Unit MRP [₹]	DC Control Reference ⁽¹⁾	Unit MRP [₹]
		HP	A					
25	4	5.5	9	1NO + 1NC	LC1D09* <input checked="" type="checkbox"/>	1305	LC1D09** <input checked="" type="checkbox"/>	2100
	5.5	7.5	12	1NO + 1NC	LC1D12* <input checked="" type="checkbox"/>	1470	LC1D12** <input checked="" type="checkbox"/>	2350
32	9	12.5	18	1NO + 1NC	LC1D18* <input checked="" type="checkbox"/>	1700	LC1D18** <input checked="" type="checkbox"/>	2900
40	11	15	25	1NO + 1NC	LC1D25* <input checked="" type="checkbox"/>	2110	LC1D25** <input checked="" type="checkbox"/>	3800
50	15	20	32	1NO + 1NC	LC1D32* <input checked="" type="checkbox"/>	4180	LC1D32** <input checked="" type="checkbox"/>	7760
	18.5	25	38	1NO + 1NC	LC1D38* <input checked="" type="checkbox"/>	6010	LC1D38** <input checked="" type="checkbox"/>	9100
60	22	30	40	1NO + 1NC	LC1D40A* <input checked="" type="checkbox"/>	6375	LC1D40A#	10975
80	25	35	50	1NO + 1NC	LC1D50A* <input checked="" type="checkbox"/>	7995	LC1D50A#	13065
80	37	50	65	1NO + 1NC	LC1D65A* <input checked="" type="checkbox"/>	11130	LC1D65A#	14630
80	37	50	80	1NO + 1NC	LC1D80A* <input checked="" type="checkbox"/>	13650	LC1D80A#	17765
125	45	60	80	1NO + 1NC	LC1D80* <input checked="" type="checkbox"/>	16500	LC1D80**	18705
	45	60	95	1NO + 1NC	LC1D95* <input checked="" type="checkbox"/>	17090	LC1D95**	21000
250	59	80	115	1NO + 1NC	LC1D115* <input checked="" type="checkbox"/>	21100	LC1D115**	21895
	80	110	150	1NO + 1NC	LC1D150* <input checked="" type="checkbox"/>	27430	LC1D150**	28425

* Reference to be completed by adding coil voltage code

Please contact Customer Care Center for Stockable and Non stockable status of references.

NORMAL STOCK ITEMS

W.E.F. January 27th, 2020

Power Contactors - D Model (3 Pole DC Low Consumption)

Now available upto 80A with the TeSys D Green Low Consumption offer

[Ie] Rated Operational Current AC-1	Motor Power AC-3			Auxiliary contacts	Reference	Unit LP [₹]
	kW	HP	A			
25	4	5.5	9	1NO + 1NC	LC1D09**** <input checked="" type="checkbox"/>	2245
	5.5	7.5	12	1NO + 1NC	LC1D12**** <input checked="" type="checkbox"/>	2520
32	9	12.5	18	1NO + 1NC	LC1D18**** <input checked="" type="checkbox"/>	3835
40	11	15	25	1NO + 1NC	LC1D25**** <input checked="" type="checkbox"/>	4725
50	15	20	32	1NO + 1NC	LC1D32**** <input checked="" type="checkbox"/>	8035

[Ie] Rated Operational Current AC-1	Motor Power AC-3			Auxiliary contacts	Reference	Unit LP [₹]
	kW	HP	A			
60	22	30	40	1NO + 1NC	LC1D40A#	10975
80	25	35	50	1NO + 1NC	LC1D50A#	13065
80	37	50	65	1NO + 1NC	LC1D65A#	14630
80	37	50	80	1NO + 1NC	LC1D80A#	17765

* Reference to be completed by adding coil voltage code

Power Contactors - D Model (4 Pole AC & DC Control)



- Conformance to IEC, UL, CSA
- Current Rating : 20A to 250A, AC-1 Rating
- Available with AC (50/60Hz Dual frequency), DC & DC low consumption (1) coil options
- High Operating ambient temperature, no derating upto 60 deg C

[Ie] Rated Operational Current AC-1	Poles Composition	AC control Reference	Unit MRP [₹]	DC control Reference	Unit MRP [₹]
20	4NO	-	-	LC1DT20**	2415
	2NO + 2NC	-	-	LC1D098**	2625
25	4NO	-	-	LC1DT25**	2890
	2NO + 2NC	-	-	LC1D128**	3780
32	4NO	-	-	LC1DT32**	3180
	2NO + 2NC	-	-	LC1D188**	4305
40	4NO	-	-	LC1DT40**	4990
	2NO + 2NC	-	-	LC1D258**	6575
60	4NO	-	-	LC1DT60A#	9985
	2NO + 2NC	-	-	LP1D40008**	13125

[Ie] Rated Operational Current AC-1	Poles Composition	AC control Reference	Unit LP [₹]	DC control Reference	Unit LP [₹]
80	4NO	-	-	LC1DT80A#	14900
	2NO + 2NC	-	-	LP1D65008**	17640
125	4NO	-	-	LP1D80004**	19110
	2NO + 2NC	-	-	LP1D80008**	22050
250	4NO	LC1D1150046*	24745	LC1D1150046**	26765

* Reference to be completed by adding coil voltage code

Coil Voltage Code

Type	Voltage	24	48	72	110	220	415
AC*	CAD, LC1D09-D150 50/60 Hz	B7			F7	M7	N7
	LC1D1150046 50/60 Hz				F7	M7	N7
DC**	CAD, LC1D09-D38, LC1D80-D150	BD			FD	MD	
	LC1DT20-DT40, LC1D098-D258, LP1D40-D80, LC1D115	BD			FD	MD	
DC Low Consumption***	CAD	BL			FL	ML	
	LC1D09-D32	BL	EL	SL			

Type	Voltage	24V DC Low consumption	24-60V AC/DC	48-130V AC/DC	100-250V AC/DC
TeSys D Green#	LC1D40A-80A, LC1DT60A-DT80A	BBE	BNE	EHE	KUE

Note: Please contact Customer Care for 4 Pole AC coil contactor details

For ordering contactors with other coil voltages & frequencies, please add ₹ 190/- to the unit price of the standard contactor of the same rating.

(1) For current rating and ref please contact Customer Care

Please contact Customer Care Center for Stockable and Non stockable status of references.

NORMAL STOCK ITEMS

W.E.F. January 27th, 2020



TeSys D Green





The Revolutionary Electronic Coil Contactor



New
80A AC3
offer available
in 55mm frame



3 frame sizes	9 to 18A	25 to 38A	40 to 80A
	24 to 60V	48 to 130V	
3 coil ratings	110 to 250V		
	Universal AC/DC coil		
Low consumption offer 40-80A			

- 
Reliability - Improved under voltage performance, low contact bounce.
- 
Efficiency - 80% less coil consumption, reduced heat dissipation
- 
Productivity - Easier integration with automation architectures
- 
Flexibility - Wide voltage bands, eliminate surge suppressor



Scan to see TeSys D Green under voltage performance.

Tesys D Green Contactor (3 Pole AC/DC Universal Coil)



- Current Rating: 9-65A
- Universal AC/DC coil from 24 - 250V
- Special low consumption offer from 40-80A
- Fuseless Type 2 Co-ordination charts available

The Revolutionary Electronic Coil Contactor

[Ie] Rated Operational Current AC-1	AC-3 Duty (Long Life)			Auxiliary Contacts	Reference	Unit LP [₹]
	kW	HP	A			
25	4	5.5	9	1NO + 1NC	LC1D09*	2850
	5.5	7.5	12	1NO + 1NC	LC1D12*	2950
32	9	12.5	18	1NO + 1NC	LC1D18*	3900
40	11	15	25	1NO + 1NC	LC1D25*	4650
50	15	20	32	1NO + 1NC	LC1D32*	9450
	18.5	25	38	1NO + 1NC	LC1D38*	10200
60	22	30	40	1NO + 1NC	LC1D40A*	10975
80	25	35	50	1NO + 1NC	LC1D50A*	13065
80	37	50	65	1NO + 1NC	LC1D65A*	14630
80	37	50	80	1NO + 1NC	LC1D80A*	17765

Power Contactors - TeSys D Green (4 Pole AC & DC Control)

[Ie] Rated Operational Current AC-1	Poles Composition	Auxiliary Contacts	DC control Reference	Unit MRP [₹]
60	4NO		LC1DT60A*	9985
80	4NO		LC1DT80A*	14900

Coil Voltage Code

Type	Voltage	24-60V AC/DC	48-130V AC/DC	100-250V AC/DC
AC/DC*	LC1D09 - D38, LC1D40A - 80A, LC1DT60A - 80A	BNE	EHE	KUE
24V DC Low Consumption*	LC1D40A - 80A, LC1DT60A - 80A	BBE (24V DC only)		



Check the features of the TeSys D Green

Please contact Customer Care Center for Stockable and Non stockable status of references.

NORMAL STOCK ITEMS

W.E.F. January 27th, 2020

Description	For use with	Reference	Unit LP [₹]
Power connection accessories			
Terminal block	For supply to one or more GV2 G busbar sets	GV1G09	1550
Set of 63A busbars for paralleling of contactors	2 contactors LC1D09...D18 or D25...D38	GV2G245	1200
	4 contactors LC1D09...D18 or D25...D38	GV2G445	1895
Set of 115A busbars for paralleling of contactors	2 contactors LC1D40A...D80A	GV3G264	2160
	3 contactors LC1D40A...D80A	GV3G364 ⁽¹⁾	1150
Set of S-shape busbars	For circuit breakers GV3P** & GV3L** and contactors LC1 D40A...D65A	GV3S	865

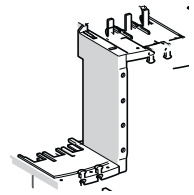
**Not applicable for GV3P/GV3L 73A and 80A



GV2G245



GV1G09



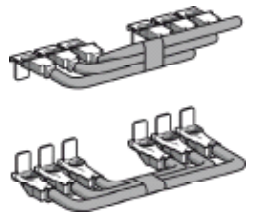
GV3S

Description	For use with	Reference	Unit LP [₹]
Mechanical interlock	LC1D09 to D38 ⁽¹⁾	LAD9V2	550
	LC1D40A to D65A ⁽¹⁾	LAD4CM	1120
	LC1D80 and D95 (for AC control voltage)	LA9D4002	2445
	LC1D80 and D95 (for DC control voltage) ⁽²⁾	LA9D8002	3645
	LC1D115 and D150 ⁽²⁾	LA9D11502	3695

(1) With this set of busbars, any one contactor can be supplied directly by its EverLink® double cage power terminal block. The other two contactors are supplied by the busbar set. The 115A limitation is therefore applied to these two contactors.

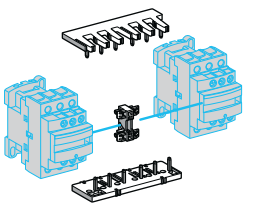
(2) With electrical interlock

Description	For use with	Reference	Unit LP [₹]
Power Connection for Reversing			
Kit Comprising : 1. A set of parallel bars 2. A set of reverser bars.	LC1D09 to D38	LAD9V5 + LAD9V6	1025
	LC1D40A to D80A	LA9D65A69	2375
	LC1D80 and D95 (for AC control voltage)	LA9D8069	5085
	LC1D80 and D95 (for DC control voltage)	LA9D8069	5085
	LC1D115 and D150	LA9D11569	8460



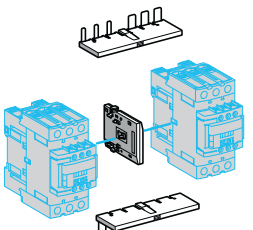
LA9 D8069

Description	For use with	Reference	Unit LP [₹]
Reversing Kit			
Kit Comprising : 1. A mechanical interlock LAD 9V2 with electrical interlocking LAD 9V1 2. A set of power connections LAD 9V5 (parallel) and LAD 9V6 (reversing).	LC1D09 to D38	LAD9R1V	1140
	LC1D09 to D38	LAD9R1	905
Kit Comprising : 1. A mechanical interlock LAD 4CM 2. A set of power connections LA9 D65A69.	LC1D40A to D80A	LAD9R3	2715



LAD9R1

Description	For use with	Reference	Unit LP [₹]
Star Delta Kit			
Time delay contact block LAD S2 (LC1D09...D80),	LC1D09 and D12	LAD91217	4290
Power circuit connections (LC1D09...D80),	LC1D18 to D32	LAD93217	5515
Hardware required for fixing the contactors onto the mounting plate (LC1D80)	LC1D40A and D50A	LAD9SD3	11145
	LC1D80	LA9D8017	12375



LAD9R3



LAD91217



LAD9SD3



LA9D8017

Please contact Customer Care Center for Stockable and Non stockable status of references.

NORMAL STOCK ITEMS

W.E.F. January 27th, 2020

Description	Time Delay Range	Timer Type	Reference	Unit LP [₹]
On delay timer ⁽¹⁾⁽²⁾	15...30 s	on delay	LA4DT2U	3315
On delay timer ⁽¹⁾⁽²⁾	0.1...2 s	on delay	LA4DT0U	
On delay timer ⁽¹⁾⁽²⁾	25...500 s	on delay	LA4DT4U	
Relay interface module - 24V DC ⁽¹⁾⁽²⁾	-	-	LA4DFB	3055

(1) For LC1 D09...38A (3P, AC coils only) add mounting adaptor LAD4BB and for LC1 D40A...65A (3P, AC coils only), add mounting adaptor LAD4BB3.
 (2) For LC1D80...150 (3P), direct mounting, for 100-250V AC Coils only.

Mounting Location	For Use With Contactor	Reference	Unit LP [₹]
For D Model Mechanical Latch Blocks			
Front, Clip-on	LC1D09...D38 (a or c) LC1DT20...DT40 (a or c) LC1D40A...D65A (3P a or c) LC1DT60A and DT80A (4P a or c)	LAD6K10*	3990
	LC1D80...D150 (3P a) LC1D80 and D115 (3 P c) LC1D80 (4 P a) LC1D80 and D115 (4 P a) LP1D80 and LC1D115 (4 P c)	LA6DK20*	4165

* Reference to be completed by adding coil voltage code

Note: For ordering Mechanical Latch Block with other coil voltages, please add ₹ 190/- to the unit price of the standard reference

*Coil Voltage Code

VOLTAGE (AC/DC)	24	42/48	110/127	220/240	380/415
Code	B	E	F	M	Q

Spare coils D Model

Product Compatibility	Reference	Unit LP [₹]
AC Coils		
CAD, LC1-D09...D38, DT20..40	LXD1*	920
LC1D40A, D50A, D65A & LC1DT60A, DT80A	LXD3*	2480
D80 & D95 (3P & 4P)	LX1D6*	2990
LC1-D115, D150	LX1D8*	5055
DC Coils		
LC1-D80-D95	LX4D7**	7780
LC1-D115, D150	LX4D8**	8555

Note: For ordering coils with other voltages and frequencies, please add ₹ 190/- to the unit price of the respective standard coil.

* Reference to be completed by adding coil voltage code

TYPE	VOLTAGE (V)	24	110	220	415
AC*	CAD, LC1-D09...D38, DT20..40, LC1 - D150, LC1D40A, D50A, D65A & LC1DT60A, DT80A, LC1D150 LC1D80, D95, D115	B7	F7	M7	N7

Please contact Customer Care Center for Stockable and Non stockable status of references.

NORMAL STOCK ITEMS

W.E.F. January 27th, 2020

Accessories - D Model

Description	For use with	Contacts	Reference	Unit LP [₹]	
Add On Blocks					
Additional instantaneous auxiliary contact blocks	LC1D09 ...LC1D150 & LC1F*	Front Mounted	1NO + 1NC	LADN11	370
			2NO	LADN20 <input checked="" type="checkbox"/>	
			2NC	LADN02	465
			2NO + 2NC	LADN22 <input checked="" type="checkbox"/>	665
			4NC	LADN04	770
	LC1D80..LC1D95 & LC1F	Front Mounted	4NO	LADN40 <input checked="" type="checkbox"/>	665
			1NO + 3NC	LADN13	
			3NO + 1NC	LADN31 <input checked="" type="checkbox"/>	255
			1NO	LADN10	
			1NC	LADN01	

Description	Contacts	Reference	Unit LP [₹]	
Add On Blocks				
Additional instantaneous auxiliary contact blocks	Side Mounted ⁽¹⁾	1NO + 1NC	LAD8N11	1120
		2NO	LAD8N20	
Pneumatic timer blocks front mounted	ON delay	1NO + 1NC 0.1..3s	LADT0	2655
		1NO + 1NC 0.1..30s	LADT2	
		1NO + 1NC 10..180s	LADT4	
	OFF delay	1NO + 1NC 1..30s ⁽²⁾	LADS2 <input checked="" type="checkbox"/>	2830
		1NO + 1NC 0.1 ..3s	LADR0	2655
		1NO + 1NC 0.1 ..30s	LADR2 <input checked="" type="checkbox"/>	
Set of shims to be used with 4 pole contactors	1NO + 1NC 10..180s	LADR4	1080	
		LA9D511		

(1) Suitable for mounting on D Model range AC Coil Contactors and Control Relays only

(2) With Switching time of 40 ms between opening of the NC contact and closing of the NO contact recommended for Star - Delta Starters

Accessories compatibility

Contactors		Instantaneous auxiliary contacts				Time delay	
Type	Number of poles and size	Side mounted	Front mounted			Front mounted	
			1 contact	2 contact	4 contacts		
AC & AC/DC	LC1D09...D38	1 on LH side	and	-	1	or 1	or 1
	LC1D40A...D80A	1 on LH or 1 on RH side	and	-	1	or 1	or 1
	3P LC1D80 and D95A (50/60 Hz)	1 on each side	or	2	and 1	or 1	or 1
	LC1D80 and D95A (50 or 60 Hz)	1 on each side	and	2	and 2	or 1	or 1
	LC1D115 and D150	1 on LH side	and	-	1	or 1	or 1
	LC1DT20...DT40	1 on LH side	and	-	1	or 1	or 1
	4P LC1DT60A and DT80A	1 on LH or 1 on RH side	and	-	1	or 1	or 1
	LC1D40008, D65008 and D80	1 on each side	or	1	or 1	or 1	or 1
	LC1D115	1 on each side	and	1	or 1	or 1	or 1
	DC	LC1D09...D38	-	-	1	or 1	or 1
LC1D40A...D80A		-	-	1	or 1	or 1	
3P LC1D80 and D95		-	-	1	or 1	or 1	
LC1D115 and D150		1 on LH side	and	-	1	or 1	or 1
LC1DT20...DT40		-	-	1	or 1	or 1	
4P LC1DT60A and DT80A		-	-	1	or 1	or 1	
LC1D40008, D65008 and D80		-	-	2	and 1	or 1	or 1
LC1D115		1 on each side	-	-	and 1	or 1	or 1
LC (3)		3P LC1D09...D38	-	-	1	-	-
4P LC1DT20...DT40		-	-	-	1	-	-

(3) LC : Low consumption

Please contact Customer Care Center for Stockable and Non stockable status of references.

NORMAL STOCK ITEMS

W.E.F. January 27th, 2020

Accessories for TeSys D

Description	For Use With	Reference	Unit LP [₹]
For Contactor D115/150			
Arc chamber - 3P	LC1D115	LA5D11550	4960
Arc chamber - 3P	LC1D150	LA5D15050	
Contacts set - 3P	LC1D115	LA5D1158031	13070
Contacts set - 3P	LC1D150	LA5D150803	13555
Contacts set - 4P	LC1D1150046	LA5D115804	18025

Product Compatibility	Fixing	Control Circuit Voltage	Suppressor Type	Reference	Unit LP [₹]	
Coil Suppressor Modules						
LC1D12...D25 (4P)	Clip-on	24...48V AC	RC Circuit AC	LA4DA1E	1020	
LC1D12...D25 (4P)		110...240V AC	RC Circuit AC	LA4DA1U		
LC1D12 & D25 (4P)		12...250V DC	Diode DC	LA4DC1U		
LC1D12...D25 (4P)		24...48V AC/DC	Varistor AC/DC	LA4DE1E		
-		110...250V AC/DC	Varistor AC/DC	LA4DE1U		
LC1D09...D38, LC2D09...D38, LC1DT20...DT40, LC2DT20...DT40 (3P)		24...48V AC	Varistor AC/DC	LAD4VE	985	
		24...48V AC 400Hz	RC Circuit AC	LAD4RCE		
		50...127V AC 200Hz	RC Circuit AC	LAD4RCG		
CAD			110...240V AC 100Hz	RC Circuit AC	LAD4RCU <input checked="" type="checkbox"/>	895
			110...250V AC	Varistor AC/DC	LAD4VU	
LC1D80, LC1D95, LC2D80, LC2D95 (3P) LC2D80 (4P), LC1D40008, LC1D65008	Screw	24...250V DC	Diode DC	LA4DC3U	1020	
		24...48V AC	Varistor AC/DC	LA4DE2E	975	
		110...250V AC	Varistor AC/DC	LA4DE2U		
		24...48V AC 400Hz	RC Circuit AC	LA4DA2E		
LC1D80...D115, LC2D80...D115 (3P) LC1D80...D115, LC2D80...D115 (4P)		50...127V AC 200Hz	RC Circuit AC	LA4DA2G	1540	
		110...240V AC 100Hz	RC Circuit AC	LA4DA2U	1020	
		380...415V AC 150Hz	RC Circuit AC	LA4DA2N	1540	
		24...48V DC	Varistor AC/DC	LA4DE3E	1020	
		110...250V DC	Varistor AC/DC	LA4DE3U	975	

Please contact Customer Care Center for Stockable and Non stockable status of references.

NORMAL STOCK ITEMS

W.E.F. January 27th, 2020

TeSys D

Modular marking system simplifies identification of standard contactors in the control panel to enhance visibility of the safety chain

Simple, customisable modular marking system

Standard TeSys D contactors

Easy-to-attach covers:



Auxiliary blocks for more contact points:



Flexibility to customise contactors included in the safety chain during panel building



Simpler and faster maintenance with 100% visibility



Safety covers and auxiliary blocks prevent screwdriver contact with poles

Standard TeSys U motor starters

Translucent labels to identify safety-chain devices:



Complete safety-chain identification system

TeSys D range

Retrofit contactor safety covers



LAD9ET1S
9A upto 65A

LAD9ET3S
80A to 95A



LAD9ET4S
110A to 150A



LADN22S
2NO + 2NC

Also available for CAD32/CAD50

TeSys U range

Retrofit identification label



LU9ET1S

Built in Safety

TeSys U motor starters are certified according to IEC 60947-4-1 for safety applications thanks to integrated mirror contact

Description	For Use with	Reference	Unit LP [₹]
Red cover (for safety chain indication)	LC1D09...D80A and DT20...DT80A	LAD9ET1S	525
	LC1D80 and D95	LAD9ET3S	
	LC1D115 and D150	LAD9ET4S	
Auxiliary Contact Block With red front face - for safety chain indication	2NO + 2NC	LADN22S	755

Please contact Customer Care Center for Stockable and Non stockable status of references.

NORMAL STOCK ITEMS

W.E.F. January 27th, 2020

A perfect fit for power switching



TeSys F 1250 to 2600A

Designed for demanding power switching applications. The complete, robust TeSys™ F range keeps pace with demanding AC-1 applications in wind power, solar and more.

- Optimised size for reduced panel space
- Proven reliability & high electrical durability
- Wide operating temperature range: up to 60 deg C
- Type 1 & 2 Co-ordination with Masterpact™ ACB
- Shared accessories with entire TeSys F range
- Drawer-mounted coils allow easy maintenance



Introducing the specially designed LC1SF1200* Contactor for solar PV applications

se.com/in/TeSys

www.techmech.yolasite.com

Power Contactors - F Model (3 Pole AC/DC Control)



- Conformity to International Standards – IEC, UL, CSA, CE
- High electrical life
- Type 2 Co-ordination Charts available
- Common accessories as Model D
- Rating : 115 - 2600A, AC/DC Coils, special Hoisting application coils
- Shock Proof version and Magnetic latching contactor available

[le] Rated Operational Current AC-1	Motor Power (Long Life) AC-3			Reference	Unit LP (₹)
	kW	HP	A		
200	59	80	115	LC1F115	17755
250	80	110	150	LC1F150	24610
275	100	135	185	LC1F185	29960
315	110	150	225	LC1F225	32635
350	140	190	265	LC1F265	39590
400	180	245	330	LC1F330	49220
500	220	300	400	LC1F400	54035
700	280	380	500	LC1F500	77575
1000	375	500	630	LC1F630	124120
1000	450	610	800	LC1F800	192600
1250	630	840	1000	LC1F1000	333840

Note:

- Contactor reference does not include coil. Contactor coil & aux. contacts to be ordered separately.(Coil includes 1NO contact)
- Please select coils from table on next page (Page-30).

Power Contactors - F Model (2 Pole & 4 Pole AC/DC Control)



- Conformity to International Standards – IEC, UL, CSA
- 2 and 4 pole versions available
- 240-1600A in AC-1 duty, AC/DC coils
- Common accessories same as Model D
- High electrical life

[le] Rated Operational Current AC-1	Power Pole Composition	Reference	Unit LP (₹)
200	4NO	LC1F1154	29680
250	4NO	LC1F1504	36040
275	4NO	LC1F1854	44520
315	4NO	LC1F2254	53210
350	4NO	LC1F2654	58830
400	4NO	LC1F3304	69535
500	2NO	LC1F4002	49290
500	4NO	LC1F4004	81090
700	2NO	LC1F5002	72080
700	4NO	LC1F5004	123310
1000	2NO	LC1F6302	121900
1000	4NO	LC1F6304	171720
1600	4NO	LC1F7804	365765

Note:

- Contactor reference does not include coil. Contactor coil & aux. contacts to be ordered separately.(Coil includes 1NO contact)
- Power terminals may be protected by the addition of shrouds, to be ordered separately.

3P AC/DC control for AC-1 applications

[le] Rated Operational Current AC-1	Reference	Unit LP (₹)
1250	LC1F1250	on Request
1700	LC1F1700	
2100	LC1F2100 ⁽¹⁾	
2600	LC1F2600 ⁽²⁾	

(1) With set of right-angled connectors LA9 F2100

(2) With set of right-angled connectors LA9 F2600

Please contact Customer Care Center for Stockable and Non stockable status of references.

NORMAL STOCK ITEMS

W.E.F. January 27th, 2020

Coils F Model

Product compatibility	AC Coil Reference	Unit LP [₹]	DC Coil Reference ⁽²⁾	Unit LP [₹]
LC1F115, LC1F150	LX9FF*	3495	LX4FF**	7395
LC1F185, LC1F225	LX9FG*	4840	LX4FG**	9845
LC1F265, LC1F330	LX1FH*	6020	LX4FH**	11985
LC1F400	LX1FJ*	12400	LX4FJ**	18975
LC1F500	LX1FK*	14750	LX4FK**	19585
LC1F630	LX1FL*	16500	LX4FL**	20300
LC1F780	LX1FX* ⁽³⁾	40755	LX4FX** ⁽³⁾	25000
LC1F800	⁽¹⁾	-	LX4F8**	28920
LC1F1000, LC1F1700, LC1F2100	LX1FK* ⁽³⁾	14750		
LC1F2600	LX1FL* ⁽³⁾	16500		

Please replace (*) with the Corresponding Control Voltage.

(1) Use rectifier with required DC coil (Ref: DR5TE4U)

(2) Coil with suppressor fitted as standard.

(3) Set of two coils to be connected in series.

Coil Voltage Code

Type	Voltage (V)	24	110	220	415
AC*	LC1F115-F225, LC1F400-630	-	110	220	415
	LC1F265, LC1F330	-	1102	2202	3802
	LC1F1000	-	55	110	220
	LC1F1700, 2100, 2600	-	65	110	220
DC**	LC1F115-LC1F330	24	110	220	-
	LC1F400-LC1F780	-	110	220	
	LC1F800	-	FW	MW	

Note: For ordering coils with other voltages and frequencies, please add ₹ 190/- to the unit Price of the respective standard coil.

Accessories - D and F Model

Description	For use with	Contacts	Reference	Unit LP [₹]
Add on Blocks				
Additional instantaneous auxiliary contact blocks	LC1D09...LC1D150 & LC1F	1NO + 1NC	LADN11	370
		2NO	LADN20	
		2NC	LADN02	465
		2NO + 2NC	LADN22	665
		4NC	LADN04	770
		4NO	LADN40	
	LC1D80...LC1D95* & LC1F	1NO + 3NC	LADN13	665
		3NO + 1NC	LADN31	
		1NO	LADN10	255
		1NC	LADN01	

Please contact Customer Care Center for Stockable and Non stockable status of references.

NORMAL STOCK ITEMS

W.E.F. January 27th, 2020

Accessories - D and F Model

Description	Contacts	Reference	Unit LP [₹]	
Add On Blocks				
Additional instantaneous auxiliary contact blocks	Side Mounted ⁽¹⁾	1NO + 1NC	LAD8N11	
		2NO	LAD8N20	
Pneumatic timer blocks front mounted	ON delay	1NO + 1NC 0.1..3s	LADT0	
		1NO + 1NC 0.1..30s	LADT2	
		1NO + 1NC 10..180s	LADT4	
	OFF delay	1NO + 1NC 1..30s ⁽²⁾	LADS2 <input checked="" type="checkbox"/>	2830
		1NO + 1NC 0.1 ..3s	LADR0	2655
		1NO + 1NC 0.1 ..30s	LADR2 <input checked="" type="checkbox"/>	
	1NO + 1NC 10..180s	LADR4		

(1) Suitable for mounting on D Model range AC Coil Contactors and Control Relays only

(2) With Switching time of 40 ms between opening of the NC contact and closing of the NO contact recommended for Star - Delta Starters

* Suitable for 80A, 95A & Model F contactors only

For Use With Contactor	Reference	Unit LP [₹]
Mechanical Interlocks (1) - Horizontally Mounted		
LC1F115, LC1F150, LC1F1154, LC1F1504	LA9FF970	3650
LC1F185, LC1F1854, LC1F225, LC1F2254	LA9FG970	4215
LC1F265, LC1F330, LC1F400, LC1F500, LC1F2654, LC1F3304, LC1F4004, LC1F5004	LA9FJ970	4720
LC1F630, LC1F6304, LC1F800	LA9FL970	5255

(1) For assembly of 3/4 pole 2 contactors of identical rating. To obtain electrical interlocking, please order 2 contact blocks LADN11

All power connections are to be made by the user.

Main Contact Sets*

LC1F115, LC1F150	LA5FF431 <input checked="" type="checkbox"/>	19330
LC1F185, LC1F225	LA5FG431	27925
LC1F265	LA5FH431	36780
LC1F330, LC1F400	LA5F400803	44595
LC1F500	LA5F500803	57365
LC1F630	LA5F630803	91245
LC1F800	LA5F800803	114580

* For 3 Pole contactor (per pole: 2 fixed contacts and 1 moving contact, 2 deflectors, 1 backplate, fixing screws & washers.)

Description	For use with	110V Reference	220V Reference	Unit LP [₹]
Suppressor Blocks				
suppressor module clip on	All AC ratings	LA4FRCF	LA4FRCP	4915
suppressor bracket	For all LA4F	LA9D09981		515

Product compatibility	110V Reference	220/230V Reference	415/440V Reference	Unit LP [₹]
Hoisting Applications - AC Coils				
LC1F265	LX9FH1102	LX9FH2202	-	On request
LC1F330				
LC1F400	LX9FJ925	LX9FJ931	LX9FJ937	On request
LC1F500	LX9FK925	LX9FK931	LX9FK937	On request
LC1F630	LX9FL924	LX9FL931	LX9FL936	On request

Note: Rectifier is a must with the coil. Ref no. DR5TE4U for 110..230V & DR5TE4S* for 415..440V, needs to be added extra with coil.

Product compatibility	48V Reference	110V Reference	220V Reference	440/460 V Reference	Unit LP [₹]
Hoisting Applications - DC Coils					
LC1F400	LX9FJ918	LX9FJ926	LX9FJ932	LX9FJ938	On request
LC1F500	LX9FK918	LX9FK926	LX9FK932	LX9FK938	On request
LC1F630	LX9FL918	LX9FL926	LX9FL931	LX9FL937	On request

Note:

- Resistor is a must with every coil as per the quantity mentioned.
- Economy Resistor to be selected from below table as per coil voltage code**

Contactor	110V Reference	220V Reference	440/460V Reference	Unit LP [₹]
Economy Resistor				
• To be used with hoisting application DC coil				
LC1F400	1 X DR2SC0047	1 X DR2SC1200	1 X DR2SC4700	On request
LC1F500	1 X DR2SC0039	1 X DR2SC1000	1 X DR2SC3300	On request
LC1F630	2 X DR2SC0047	2 X DR2SC0047	2 X DR2SC3900	On request

Please contact Customer Care Center for Stockable and Non stockable status of references.

NORMAL STOCK ITEMS

W.E.F. January 27th, 2020

TeSys Special Purpose Contactor

Capacitor Duty Contactor



Nominal Reactive Power 440V	Auxiliary Contacts	Reference	Unit MRP ₹
12.5 KVAR	1NO + 2NC	LC1DFK*	2935
16.7 KVAR	1NO + 2NC	LC1DGK*	4120
20 KVAR	1NO + 2NC	LC1DLK*	4630
25 KVAR	1NO + 2NC	LC1DMK*	5080
33.3 KVAR	1 NO + 2NC	LC1DPK*	11060
40 KVAR	1NO + 2NC	LC1DTK*	15240
60 KVAR	1NO + 2NC	LC1DWK12*	17155

#Contactor recommended upto 6 steps. For over 6 steps it is recommended to use chokes

* Reference to be completed by adding coil voltage code

* Coil Voltage Code

VOLTAGE	110	220
LC1DFK....DWK, 50/60Hz	F7	M7

Note: For ordering contactors with other coil voltages & frequencies, please add ₹ 190/- to the unit price of the standard contactor of the same rating.



Instruction Manual
Video for Capacitor
Duty Contactors



Guide for the Design
and Production of LV
Power Factor
Correction Cubicles

For complete information on selection of capacitor switching please refer to the TeSys catalogue

Please contact Customer Care Center for Stockable and Non stockable status of references.

NORMAL STOCK ITEMS

W.E.F. January 27th, 2020

TeSys Special Purpose Contactor

TeSys LC1 FG 3-pole Shockproof Contactors



In an environment subject to severe mechanical shocks, unwanted closing of a contactor's poles and the serious consequences of this, is not permissible. Shockproof contactors LC1 FG150 to FG630 are equipped with an auxiliary electromechanical device which ensures that the contactor is mechanically locked in the "open" position when it's main electromagnet is not energised.

If the contactor is subjected to mechanical impact, from back to front or from front to back, accidental closing of the poles is then impossible. In addition, accidental opening of the poles (when the contactor is in the "on" position), is virtually impossible due to the significant pull-in force characteristic of these contactors.

- Marine: on-board equipment, windlasses, capstans, winches, etc...
- Military equipment : land, sea, launching silos.
- Heavy mechanical handling systems: travelling cranes, cranes, gantries.
- Conveying and handling: lifts, hoists, conveyors.
- Equipment for power stations.
- Distribution boards.

Vacuum Contactors (3 Pole AC Control)

[Ie] Rated Operational Current		Motor Power		Auxiliary Contacts	Reference	Unit LP (₹)
AC-1	AC-3	kW	hP			
160	160	75	100	2NO + 1NC	LC1V160*	114720
320	320	160	213	1NO + 1NC	LC1V320*	154050
630	610	300	400	1NO + 1NC	LC1V610*	276305

* Coil Voltage Code

VOLTAGE	110-120	220-240	380-415	440-480	550-600
Code	FE7	P7	V7	R7	X7

Note: Accessories for Vacuum Contactors available on request, please contact our Sales Office.

Bar contactors



General Purpose offer

LC1B Range for standard applications

- From 750A to 1800A AC-3
- From 800A to 2750A AC-1

CR1B Magnetic latching contactors - 1000V

- From 750A to 1800A AC-3
- From 800A to 2750A AC-1

Special range of configurable bar contactors for Photovoltaic applications

- CV3BJ, for voltages between 1000 and 1500V DC
 - Complete range of configurable bar contactors CV1*, CV3*
- Special purpose offers for induction furnaces, DC excitation circuits of synchronous motors etc.

Please contact Customer Care Center for Stockable and Non stockable status of references.

NORMAL STOCK ITEMS

W.E.F. January 27th, 2020

TeSys H - Ultra-compact starters

The most compact 3 KW / 400 V starter in the world



Up to 75 % of space reduction

- Ultra-compact 22.5 mm starter
- Reversing starter in the same width
- Maximum space savings for group starter architecture

Long electrical durability

- Suitable for high demanding application
- 30 000 000 of AC53a electrical cycles

> With printed QR code, referring directly to the product data sheet.

Easy Design

- Wide range setting motor protection
- Automatic, manual or remote reset after thermal trip
- Wide range of control voltage

Easy to integrate

- Direct mounting installation on DIN rail
- Control terminals on the upper side
- Power terminal on the lower side

TeSys H - Ultra-compact starters

Standard version



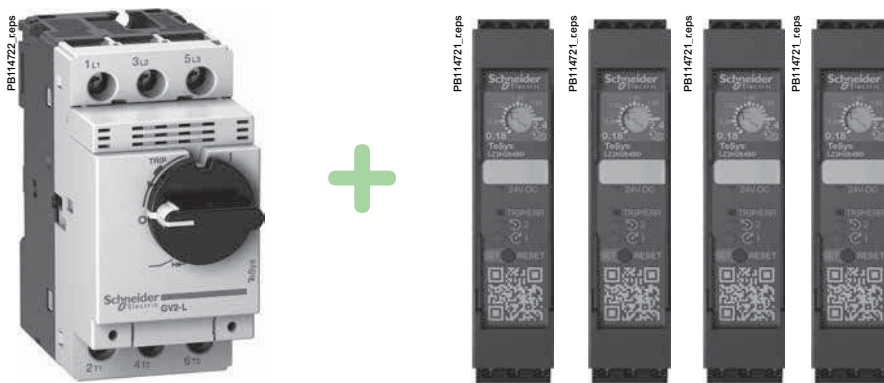
- **2 ratings:**
 - 2.4A 400V AC-53a
 - 6.5A 400V AC-53a
- **control voltages:**
 - 24V DC
 - 110V / 230V AC
- **2 terminal types:**
 - Screw clamps
 - Spring
- **Can provide up to 3 functions:**
 - Forward running
 - Reverse running
 - Overload protection

Standard Starter Tesys H

Motor Power @ 415V AC	Current range	Screw terminals	Unit LP [₹]	Spring terminals	Unit LP [₹]
kW					
1 way (DOL)					
0.75	0.18...2.4A	LZ1H2X4**	On Request	LZ1H2X43**	On Request
3	1.5...6.5A	LZ1H6X5**	On Request	LZ1H6X53**	On Request
2 ways (RDOL)					
0.75	0.18...2.4A	LZ2H2X4**	On Request	LZ2H2X43**	On Request
3	1.5...6.5A	LZ2H6X5**	On Request	LZ2H6X53**	On Request

** reference to be completed with the control code : BD (24V DC) or FU (110-230V AC)

Selection Chart for TeSys H



GV2L + LZ2H2X4BD

Selection of the circuit breaker Type 1 Co-ordination according to IEC/EN 60947-4-2

Max A	Iq kA	Number of TeSys H		Reference Circuit breaker	
		2.4 A	6.5 A	Rotary	Rocker
0.4	50.0	1	–	GV2L03	GV2LE03
0.63	50.0	1	–	GV2L04	GV2LE04
1	50.0	1	1	GV2L05	GV2LE05
1.6	50.0	1	1	GV2L06	GV2LE06
2.5	35.0	1	1	GV2L07	GV2LE07
4	12.5	1	1	GV2L08	GV2LE08
6.3	8.0	2	1	GV2L10	GV2LE10
10	7.0	4	1	GV2L14	GV2LE14
14	5.0	5	2	GV2L16	GV2LE16
18	4.0	7	2	GV2L20	GV2LE20
25	4.0	10	3	GV2L22	GV2LE22
32	3.0	13	4	GV2L32	GV2LE32







Please contact Customer Care Center for Stockable and Non stockable status of references.

NORMAL STOCK ITEMS

W.E.F. January 27th, 2020

TeSys Protection Range

TeSys has the most rugged and reliable solution to manage motors
Please find a quick range overview below

Protection	TeSys Motor Control and Protection Solution						
	GV2P, GV4P GV3P, GV2ME	GV4PEM	Thermal Overload Relays	Overtorque Relays	TeSys U	EOCR	TeSys
	 GV2P GV3P GV2ME	 GV4PEM	 LR2K LRD LR9D LR9F	 EOCR SS EOCR SSD	 TeSys U	 EOCR	 TeSys T TeSys Island
Short circuit							
Causes of overheating							
• Slight overload							
• Locked rotor							
• Ventilation fault							With probes
• Abnormal temperature rise							With probes
• Shaft bearing seizure							
• Insulation fault							
• Long starting time		Adjustable					Adjustable
• Severe duty							
• Voltage variation							
Causes of phase variation							
• Phase reversal			LR9D only				
• Phase losses							
• Phase imbalance							
• Earth fault	GV4P only						
Mechanical shocks							
Historic fault, prealarming							
			Possible Pre-alarm				

Overload relays for Motor Safety

New TeSys LR9D electronic overload relays
provide motor safety tailored to your needs



se.com/in/TeSys

www.techmech.yolasite.com

Thermal Overload Relays - K Model (Direct Mounting)



- Conformance to IEC, UL, CSA, CE
- Range : 0.1A to 16A
- Direct & Independent mounting
- Trip class 10A

Thermal Protection Adjustment Range	For Use With	Reference*	Unit LP [₹]
0.11...0.16		LR2K0301	1735
0.16...0.23		LR2K0302	
0.23...0.36		LR2K0303	
0.36...0.54		LR2K0304	
0.54...0.8		LR2K0305	
0.8...1.2		LR2K0306	
1.2...1.8	LC1K, LP1K, LP4K,	LR2K0307	
1.8...2.6	LP2K, LC2K	LR2K0308	
2.6...3.7		LR2K0310	
3.7...5.5		LR2K0312	
5.5...8		LR2K0314	
8...11.5		LR2K0316	
10...14		LR2K0321	1765
12...16		LR2K0322	

* Note: Terminal Block for Clip-on Mounting LA7K0064

Thermal Overload Relays - D Model




- Conformance to IEC, UL, CSA
- Range : 0.1A to 104A
- Higher operating temperature
- Tripping class 10A & 20 available
- Direct mounting on contactor is possible upto 95A

Thermal Protection Adjustment Range	For Use With	Reference*	Unit MRP [₹]
LRD Model (Direct Mounting)			
0.1...0.16		LRD01	1745
0.16...0.25		LRD02	
0.25...0.4		LRD03	
0.4...0.63		LRD04	
0.63...1		LRD05 <input checked="" type="checkbox"/>	
1...1.6	GV2L03, LE03,	LRD06 <input checked="" type="checkbox"/>	
1.6...2.5	LC1D09...LC1D38	LRD07 <input checked="" type="checkbox"/>	
2.5...4		LRD08 <input checked="" type="checkbox"/>	
4...6		LRD10 <input checked="" type="checkbox"/>	
5.5...8		LRD12 <input checked="" type="checkbox"/>	
7...10		LRD14 <input checked="" type="checkbox"/>	1960
9...13		LRD16 <input checked="" type="checkbox"/>	
12...18		LRD21 <input checked="" type="checkbox"/>	2020
16...24	GV2L22, LC1D25...D38	LRD22 <input checked="" type="checkbox"/>	
23...32	LC1D25...LC1D38, LC1D32	LRD32 <input checked="" type="checkbox"/>	3240
30...38	LC1D32, LC1D38	LRD35	
23...32	LC1D40A...D65A LC1D80...LC1D95	LRD332 LRD3353	3585
30...40	LC1D40A...D65A	LRD340	
30...40	LC1D80...LC1D95	LRD3355	
37...50	LC1D40A...D65A LC1D80...LC1D95	LRD350 <input checked="" type="checkbox"/> LRD3357	
48...65	LC1D40A...D65A	LRD365	6315
62...80	LC1D80A	LRD380	6580
48...65	LC1D80...LC1D95	LRD3359	6315
63...80	LC1D80...LC1D95	LRD3363	6850
80...104	LC1D80, LC1D95	LRD3365	8455

Please contact Customer Care Center for Stockable and Non stockable status of references.

NORMAL STOCK ITEMS

Electronic Overload Relay - D Model



- Conformance to IEC, UL, CSA
- Range : 0.1A to 32A
- 5:1 Adjustment range
- High Operating Temperature
- Field selectable tripping class : 5, 10, 20 & 30
- Type 1 & Type 2 Co-ordination chart available

Current Range	For Use With	Reference*	Unit MRP [₹]
0.1...0.5		LR9D01	7920
0.4...2.0	LC1D09 - 38A	LR9D02	8130
1.6...8.0	Direct Mounting	LR9D08	
6.4...32		LR9D32	9095

Note: For LR9D01 to LR9D32 - Terminal Block for Clip on Mounting LAD7B205.

Electronic Overload Relay - F Model



- Conformity to International Standards - IEC, UL, CSA
- Direct mounting on contactors is possible upto 630A
- Higher operating temperature
- Tripping class 10

Thermal Protection Adjustment Range	Reference	Unit LP [₹]
LR9-F Electronic Protection Relays		
30...50	LR9F5357	11000
48...80	LR9F5363	
60...100	LR9F5367	
90...150	LR9F5369 <input checked="" type="checkbox"/>	11235
132...220	LR9F5371	13160
200...330	LR9F7375	14125
300...500	LR9F7379	17335
380...630	LR9F7381	18405

Note:

- For LRD01...LRD35 - Terminal Block for clip-on Mounting LAD7B106
- For LRD33** - Terminal Block for clip-on Mounting LA7D3064
- For LRD332, LRD340, LRD350 & LRD365 - Connection block for separate mounting LAD96560
- The LRD relays can be used for AC or DC current up to 104A
- For long starting, Class 20 relays are available on request.
- Device for remote tripping and electrical reset is available on request.

W.E.F. January 27th, 2020

Introducing New TeSys GV4

Circuit breaker for Motor protection



New TeSys GV4

- Compact and Robust, covering motors upto 55kW- Breaking capacity upto 100kA
- Available with magnetic, electronic thermal magnetic and advanced protection functions including alarming, jam, long start etc
- Equipped with patented EverLink power connections for the entire range, ensuring 100% reliable connections
- Type 2 Co-ordination with TeSys range of contactors, including TeSys T motor controllers

se.com/in/TeSys

www.techmech.yolasite.com

Circuit Breakers for Motor Protection

Magnetic Circuit Breaker



- Conformance to IEC 60947 -1,-2,-4
- Magnetic circuit breakers range from 0.1-80 Amps
- High Breaking capacity up to 100kA
- Wide range of accessories

Thermal Magnetic Circuit Breaker



- Conformance to IEC 60947 -1,-2,-4, conformity to International Standards - UL, CSA, CE
- Thermal magnetic circuit breakers range from 0.1-220 Amps
- High Breaking capacity up to 100kA
- Wide range of accessories
- S-shaped busbar for side-by-side connection with 40 - 65A Contactor

Breaking Capacity at 415V 50Hz	Motor Power AC-3**		Magnetic Protection Rating (A)	Reference	Unit LP [₹]
	kW	HP			

With Rocker Lever Control (Economy)*

100kA	0.09	-	0.4	GV2LE03	3640
	0.18	-	0.63	GV2LE04	
	0.37	0.5	1	GV2LE05	
	0.55	-	1.6	GV2LE06	
	1.1	1.5	2.5	GV2LE07	
	1.5	2	4	GV2LE08	
	2.2	3	6.3	GV2LE10	
	3	5.5	10	GV2LE14	
15kA	5.5	7.5	14	GV2LE16	4225
	7.5	10	18	GV2LE20	
	11	15	25	GV2LE22	
10kA	15	20	32	GV2LE32	7170

With Rotary Handle Control*

100kA	0.09	-	0.4	GV2L03	4175	
	0.18	-	0.63	GV2L04		
	0.37	0.5	1	GV2L05		
	0.55	-	1.6	GV2L06		
	1.1	1.5	2.5	GV2L07		
	1.1	2	4	GV2L08		
	2.2	3	6.3	GV2L10		
	4	5.5	10	GV2L14		
50kA	5.5	7.5	14	GV2L16	11770	
	7.5	10	18	GV2L20		
	11	15	25	GV2L22		
	15	20	32	GV2L32		
	18.5	24.79	40	GV3L40		12040
	22	29.48	50	GV3L50		12305
	30	40.2	65	GV3L65		13910
	37	49.58	73	GV3L73		

With Protection toggle control

50kA	37	49.58	80	GV4LE80N	12500	
	55	73.7	115	GV4LE115N		
	75	100.5	150	LV430832		21190
	110	147.4	220	LV431752		31260
	160	214.4	320	LV432749		42500
	200	268	500	LV432949		48780

* Conforming to IEC 60947-2-3-4

** 50/60Hz - 415V

• GV2-L with the D Model contactor and LRD overload relay provides Type 2 Co-ordination

** 50/60Hz - 415V

(1) With GV1-L3 current limiter, breaking capacity can be increased to 100kA. Combination of the GV2-M with the D Model provides Type 2 Co-ordination.

(2) With GV1-L3 current limiter, breaking capacity can be increased to 100kA. Combination of the GV2-P with the D Model provides Type 2 Co-ordination.

Breaking Capacity at 415V 50Hz	Motor Power AC-3**		Thermal Protection Adjustment Range	Reference	Unit MRP [₹]
	kW	HP			

With Push button Control (Economy)

100kA	-	-	0.1 - 0.16	GV2ME01	3690	
	0.06	-	0.16 - 0.25	GV2ME02		
	0.09	-	0.25 - 0.40	GV2ME03		
	0.18	-	0.40 - 0.63	GV2ME04		3930
	0.37	0.5	0.63 - 1.0	GV2ME05		4015
	0.55	0.75	1.0 - 1.6	GV2ME06		4150
	0.75	1	1.6 - 2.5	GV2ME07		4655
	1.1	2	2.5 - 4	GV2ME08		5010
15kA ⁽¹⁾	2.2	3	4 - 6.3	GV2ME10	5350	
	3	5.5	6 - 10	GV2ME14		
	5.5	7.5	9 - 14	GV2ME16		
	7.5	10	13 - 18	GV2ME20		
	9	12.5	17 - 23	GV2ME21		
	11	15	20 - 25	GV2ME22		
10kA ⁽¹⁾	15	20	24 - 32	GV2ME32	8665	

With Rotary Handle Control

100kA	-	-	0.1 - 0.16	GV2P01	3800	
	0.06	-	0.16 - 0.25	GV2P02		
	0.09	-	0.25 - 0.40	GV2P03		
	0.18	-	0.40 - 0.63	GV2P04		
	0.37	0.5	0.63 - 1.0	GV2P05		4360
	0.55	0.75	1.0 - 1.6	GV2P06		4495
	0.75	1	1.6 - 2.5	GV2P07		4790
	1.1	2	2.5 - 4	GV2P08		5885
50kA ⁽²⁾	2.2	3	4 - 6.3	GV2P14	6795	
	3	5.5	6 - 10	GV2P16		
	5.5	7.5	9 - 14	GV2P20		
	7.5	10	13 - 18	GV2P21		
	9	12.5	17 - 23	GV2P22		
	11	15	20 - 25	GV2P22		
35kA ⁽²⁾	15	20	24 - 32	GV2P32	11450	
	18.5		30...40	GV3P40		
	22		37...50	GV3P50		
	30		48...65	GV3P65		
	37		62...73	GV3P73		
						17390

With Protection toggle control

50kA	37	49.58	40...80	GV4PE80N	16500
	55	73.7	65...115	GV4PE115N	

With Direct Rotary Handle

70KA	75	101	70...150	GV5P150H	30000
	110	147	100...220	GV5P220H	35000
	160	214	160...320	GV6P320H	45000
	200	268	250...500	GV6P500H	62000

Please contact Customer Care Center for Stockable and Non stockable status of references.

☑ NORMAL STOCK ITEMS

W.E.F. January 27th, 2020

MCCB for Motor Protection

GV4LE



- IEC/EN 60947-1, IEC/EN 60947-2, CCC, EAC
- Can be used with class 5, 10 or 20 relay
- Short Circuit Protection with an adjustable pick-up $I_n = 6$ to 14 I_n .
- From 0.25 - 55kW

Magnetic Protection Toggle Control

Motor Power AC-3 (400/415V AC)		In (A)	Magnetic setting range A	25kA breaking capacity		50kA breaking capacity		100kA breaking capacity	
kW	HP			Reference	Unit LP [₹]	Reference	Unit LP [₹]	Reference	Unit LP [₹]
0.25..0.75	0.3..1	2	12..28	-	-	GV4LE02N6	10000	GV4LE02S6	13000
0.55..1.5	0.7..2	3.5	21..49	-	-	GV4LE03N6		GV4LE03S6	
1.5..3	2..4	7	42..96	-	-	GV4LE07N6		GV4LE07S6	
3..5.5	4..7.5	12.5	75..175	-	-	GV4LE12N6	12000	GV4LE12S6	15500
5.5..11	7.5..14	25	150..350	GV4LE25B6	12000	GV4LE25N6		GV4LE25S6	
11..22	15..30	50	300..700	GV4LE50B6		GV4LE50N6		GV4LE50S6	
18.5..37	25..50	80	480..1120	GV4LE80B6		GV4LE80N6		GV4LE80S6	
30..55	40..75	115	690..1610	GV4LE115B6		GV4LE115N6		GV4LE115S6	

Note: For Everlink termination please order after removing the 6 at the end Eg. GV4LE115N

GV4PE



- IEC/EN 60947-1, IEC/EN 60947-2, IEC/EN 60947-4-1, UL 60497-4-1, CCC, EAC, CSA
- Overload or thermal protection
- Short time delay protection
- Short circuit protection
- Fixed Ground fault protection
- Phase unbalance or phase loss
- Front indications through LED
- Variable Trip class : Trip Class 10/ Trip Class 20

Thermal Magnetic Protection Toggle Control

Motor Power AC-3 (400/415V AC)		In (A)	Thermal setting range A	25kA breaking capacity		50kA breaking Capacity		100kA breaking Capacity	
kW	HP			Reference	Unit LP [₹]	Reference	Unit LP [₹]	Reference	Unit LP [₹]
0.25..0.75	0.3..1	2	0.8..2	-	-	GV4PE02N6	14000	GV4PE02S6	16000
0.55..1.5	0.7..2	3.5	1.4..3.5	-	-	GV4PE03N6		GV4PE03S6	
1.5..3	2..4	7	2.9..7	-	-	GV4PE07N6		GV4PE07S6	
3..5.5	4..7.5	12.5	5..12.5	-	-	GV4PE12N6	15000	GV4PE12S6	18500
5.5..11	7.5..14	25	10..25	GV4PE25B6	15000	GV4PE25N6		GV4PE25S6	
11..22	15..30	50	20..50	GV4PE50B6		GV4PE50N6		GV4PE50S6	
18.5..37	25..50	80	40..80	GV4PE80B6		GV4PE80N6		GV4PE80S6	
30..55	40..75	115	65..115	GV4PE115B6		GV4PE115N6		GV4PE115S6	

Note: For Everlink version please order after removing the 6 at the end. Eg. GV4PE115N

Crimp Lug/busbar connection

Description	Sold in lots of	Reference
Crimped lug connector + screws	1	GV4LUG
Transparent terminal shield for crimped lug connector	1	LAD96590
Interphase barriers	6	LV426920
Spreader 3-pole	To increase the pitch to 35 mm	1
		LV426940

Please contact Customer Care Center for Stockable and Non stockable status of references.

NORMAL STOCK ITEMS

W.E.F. January 27th, 2020

Accessories for GV4



MX Shunt Trip

- Trips the circuit breaker when the control voltage rises above 70% of rated voltage
- Shunt trip 110..130V AC is suitable.. etc for ground fault protection when combined with a Class I ground fault sensing element

MN Under Voltage Release

Trips the circuit breaker when the control voltage drops below 35% of its rated voltage

Description	Maximum Number	Mounting	Voltage	References	Unit LP [₹]
Mx Shunt Trip	1	Internal, Plug-In	24V AC 50/60Hz, 24V DC	GV4AS027	2280
			48V AC 50/60Hz, 48V DC	GV4AS057	
			110-130V AC 50/60Hz, 125V DC	GV4AS137	
			220-240V AC 50 Hz, 208-240V AC 60Hz, 277V AC 60Hz	GV4AS287	
			380-415V AC 50Hz, 440-480V AC 60Hz	GV4AS487	
Mn Undervoltage Release	1	Internal, Plug-In	24V AC 50/60Hz, 24V DC	GV4AU027	2980
			48V AC 50/60Hz, 48V DC	GV4AU057	
			110-130V AC 50/60Hz, 125V DC	GV4AU137	
			220-240V AC 50Hz, 208-240V AC 60Hz	GV4AU247	
			277V AC 60Hz	GV4AU286	
			380-415V AC 50Hz	GV4AU415	
		440-480V AC 60Hz	GV4AU486		

Auxiliary Contact Blocks



An auxiliary contact block provides one changeover contact with one common point for OF and SD function, depending on where it is inserted

Open/Close OF Function: indicates position of the circuit breaker contacts

Trip Alarm SD Function: indicates circuit breaker tripping due to:

- Electrical fault (overload, short circuit)
- Shunt trip/Undervoltage release
- "Push to Trip" Function

Resets when the circuit breaker is reset

Description	Maximum Number	Mounting	Type of Contacts	Reference	Unit LP [₹]
Auxiliary Contact Block	2 (1 Each For OF or SD)	Internal Plug-In	NO + NC	GV4AE11	800

Rotary Handles

Description	Type	Degree of Protection	Reference	Unit LP [₹]
Direct Mounting Rotary Handle	Black	IP40	GV4ADN01	1195
	Red Handle on Yellow Bezel	IP40	GV4ADN02	
Front Extended Rotary Handle (Min Shaft Length 214Mm/Max Shaft Length 627Mm)	Black	IP54	GV4APN01	1775
	Red Handle on Yellow Bezel	IP54	GV4APN02	
	Red Handle on Yellow Bezel	IP65	GV4APN04	
Side Rotary Handle (Left or Right)	Black	IP54	LV426935	2800
	Red Handle on Yellow Bezel	IP54	LV426936	2860

Connection Accessories

Description	Reference	Unit LP [₹]
Spreader 3-pole (To increase pitch to 35mm) (1 pce)	LV426940	600

Please contact Customer Care Center for Stockable and Non stockable status of references.

NORMAL STOCK ITEMS

W.E.F. January 27th, 2020

Accessories

Accessories for Motor Circuit Breakers

Description	Reference	Unit LP [₹]	
For GV2			
Front contact NO or NC ⁽¹⁾	GVAE1	780	
Front contact NO + NC	GVAE11 <input checked="" type="checkbox"/>	950	
	GVAE20	1050	
Side contact NO + NC	GVAN11 <input checked="" type="checkbox"/>	1150	
	GVAN20		
Fault signalling contact + 1NO contact ⁽²⁾	GVAD1010 <input checked="" type="checkbox"/>	1500	
Fault signalling contact + 1NC contact ⁽²⁾	GVAD1001		
Short circuit signalling contact block 1 C/O	GVAM11	1430	
Under voltage trip	110 ... 115V 50Hz	GVAU115	2560
	220 ... 240V 50Hz	GVAU225	
	380 ... 400V 50Hz	GVAU385	
Shunt trip	110 ... 115V 50Hz	GVAS115	2740
	220 ... 240V 50Hz	GVAS225	
	380 ... 400V 50Hz	GVAS385	
Additive limiter for increasing breaking capacity to 100kA for GV2ME and GV2P.	GV1L3	4420	
connection block - GV2 with contactor LC1-D09..D38	GV2AF3	540	
Connection block - LS1 D32 or GV2 with Contactor LC1-K or LP1-K	GV2AF01	580	
Empty enclosure for GV2ME - plastic	GV2MP02	2035	
	GV2MC02	2240	

(1) Choice of NC or NO contact operation depending on which way round the reversible block is mounted.

(2) The GV-AD is always mounted next to the circuit breaker.

Busbars

Connection Pitch	No. of Tapoff Points	Reference	Unit LP [₹]
For GV2 Breakers			
45 mm	2	GV2G245	1200
	4	GV2G445	1895
	2	GV2G254	1370
54 mm	3	GV2G354	1540
	4	GV2G454	1930
	5	GV2G554	2090
72 mm	2	GV2G272	1640
	4	GV2G472	2360

Description	Reference	Unit LP [₹]
Accessories for Busbars		
Terminal block - to supply one or more 3-pole busbar GV2	GV2G05	2960
Protective end covers for unused busbar outlets	GV1G10	520
Terminal block for connection from top	GV1G09	1550

Accessories for Motor Circuit Breakers

Description	Reference	Unit LP [₹]
For GV2-P/GV2-L		
External operator - IP54, Black	GV2APN01 <input checked="" type="checkbox"/>	2750
External operator - IP54, Yellow/Red	GV2APN02	5060
Visible isolation block - for motor circuit breaker GV2	GV2AK00	2300
For GV3P/GV3L		
Auxiliary Contacts		
Front contact: 1 NO (fault) + 1NC (Auxiliary)	GVAED011	990
Front contact: 1 NO (fault) + 1NO (Auxiliary)	GVAED101	1090
Busbar		
3-pole, 3 tap, 64 mm pitch	GV3G364	1150
S-shape bus bar	GV3S	865
External Operator		
IP54, Black	GV3APN01	3280
IP54, Yellow/Red	GV3APN02	3150

Note: All other accessories are same as of GV2.

Busbars GV3G364 and GV3S are not compatible with GV3*73 and GV3*80.

Description	Operating Voltage	Reference	Unit LP [₹]
For GV7			
Accessory for direct rotary handle mount on door ⁽²⁾	-	GV7AP05	1860
Auxiliary contact - 1 OC	-	GV7AE11 <input checked="" type="checkbox"/>	1830
Clip-on connector - upto 150 A - 1.5..95 mm ²	-	GV7AC021	750
Clip-on connector- upto 220 A - 1.5..185 mm ²	-	GV7AC022	710
Fault discrimination device	24...72V DC/ 24...48V AC	GV7AD111	5360
	110 ... 240V AC/ DC	GV7AD112	5360
Front rotary handle	-	GV7AP03	3150
GV7AP GV7R - black handle ⁽²⁾	-	GV7AP01	5480
Padlocking device - 1..3 Padlocks Ø5..8mm shank ⁽³⁾	-	GV7V01	840
Phase barriers	-	GV7AC04	965
Terminal shields IP405 ⁽¹⁾	-	GV7AC01	1945
For GV7			
Shunt release	110...130V AC 50/60Hz	GV7AS107	4165
	200...240V AC 50/60Hz	GV7AS207	4165
	380...440V AC 50/60Hz	GV7AS387	4010
Under Voltage release	110...130V AC 50/60Hz	GV7AU107	4300
	200...240V AC 50/60Hz	GV7AU207	4300
	380...440V AC 50/60Hz	GV7AU387	4300
3-pole spreader - for motor circuit breaker GV7 45 mm pitch	-	GV7AC03	1245

(1) Terminal shields cannot be used together with spreaders.

(2) For mounting direct rotary handle on enclosure door.

This accessory makes it possible to open the door if the device is closed and prevents the device from being closed if the door is open.

(3) For Circuit breaker not fitted with a rotary handle

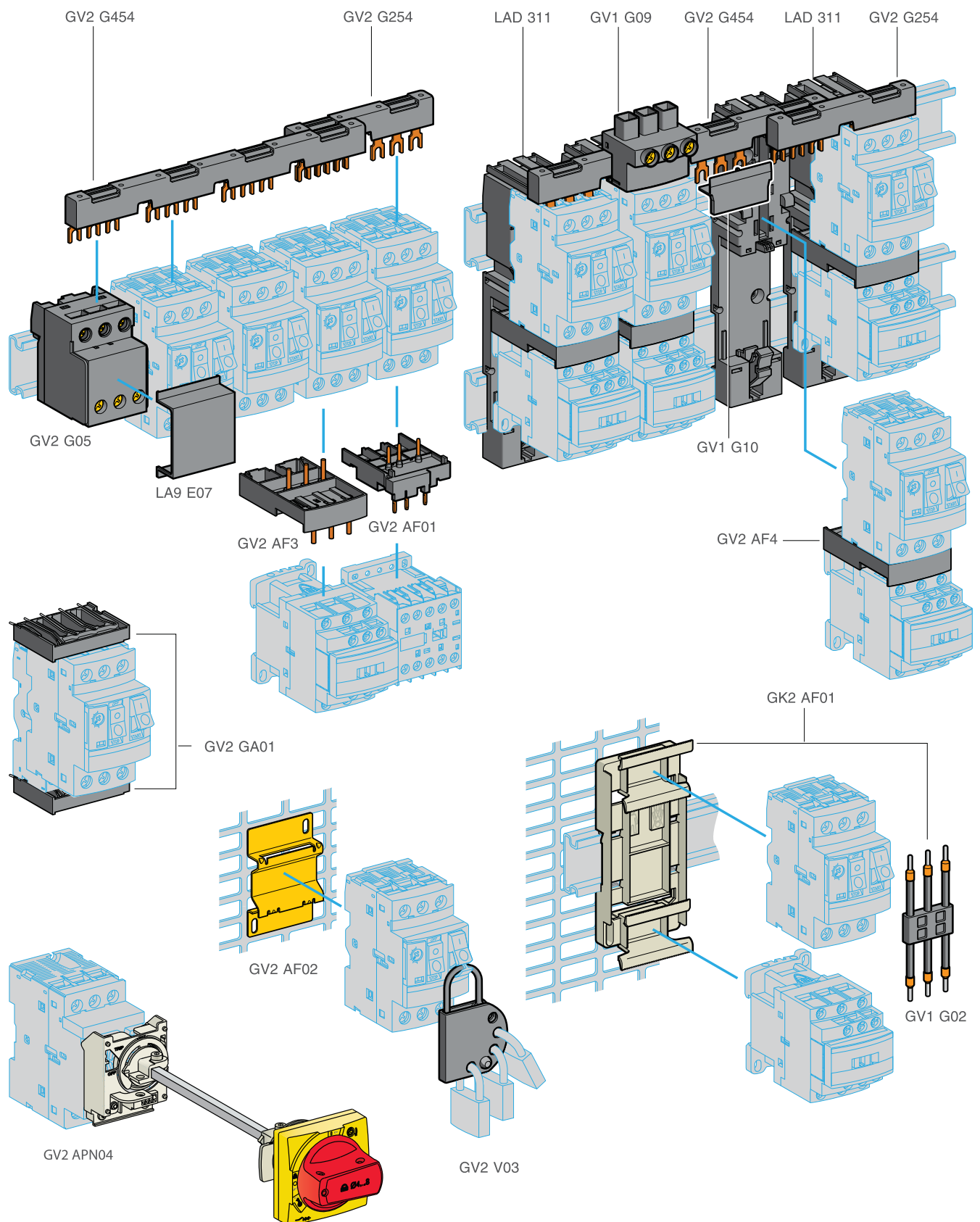
Please contact Customer Care Center for Stockable and Non stockable status of references.

NORMAL STOCK ITEMS

W.E.F. January 27th, 2020

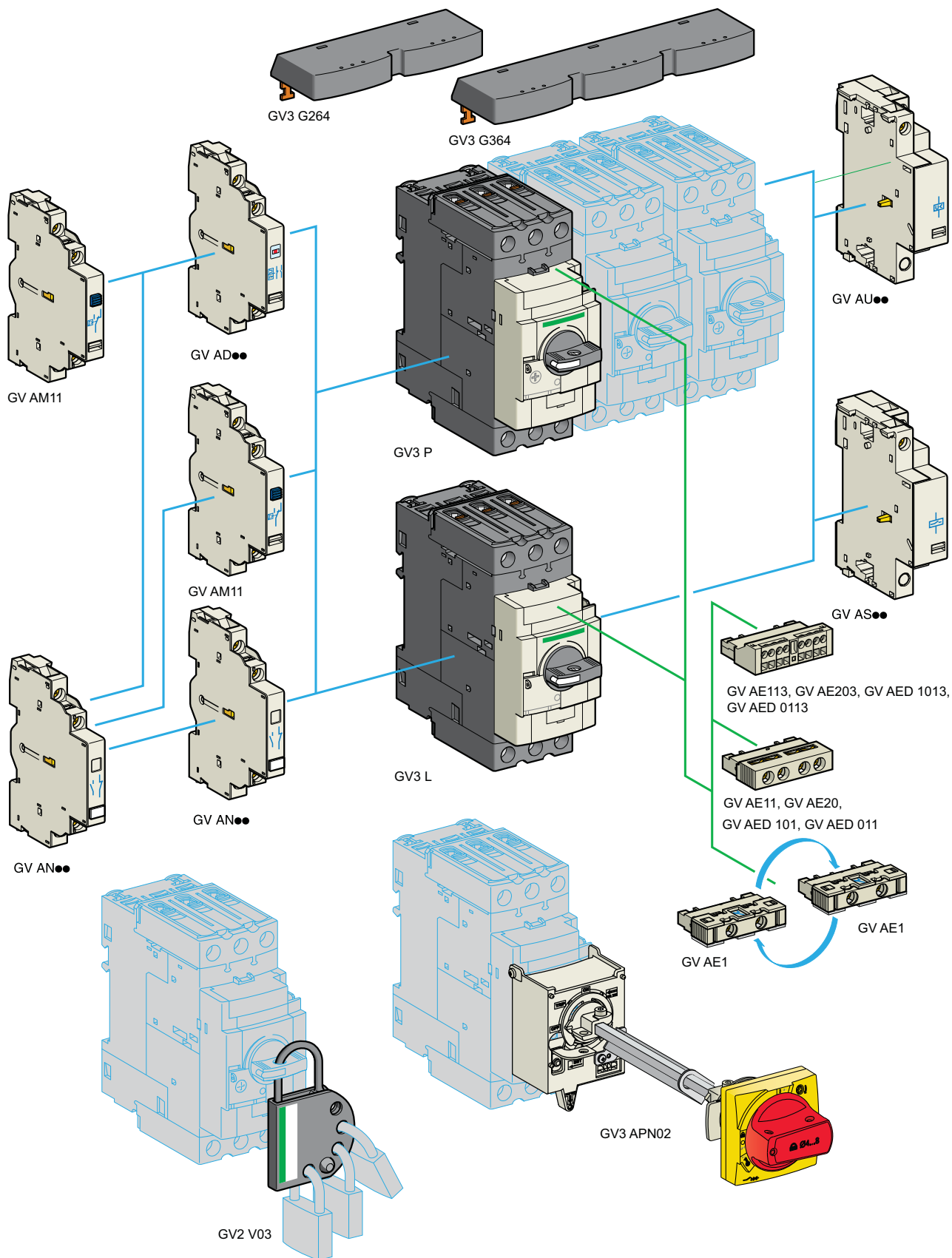
TeSys

Accessories compatibility

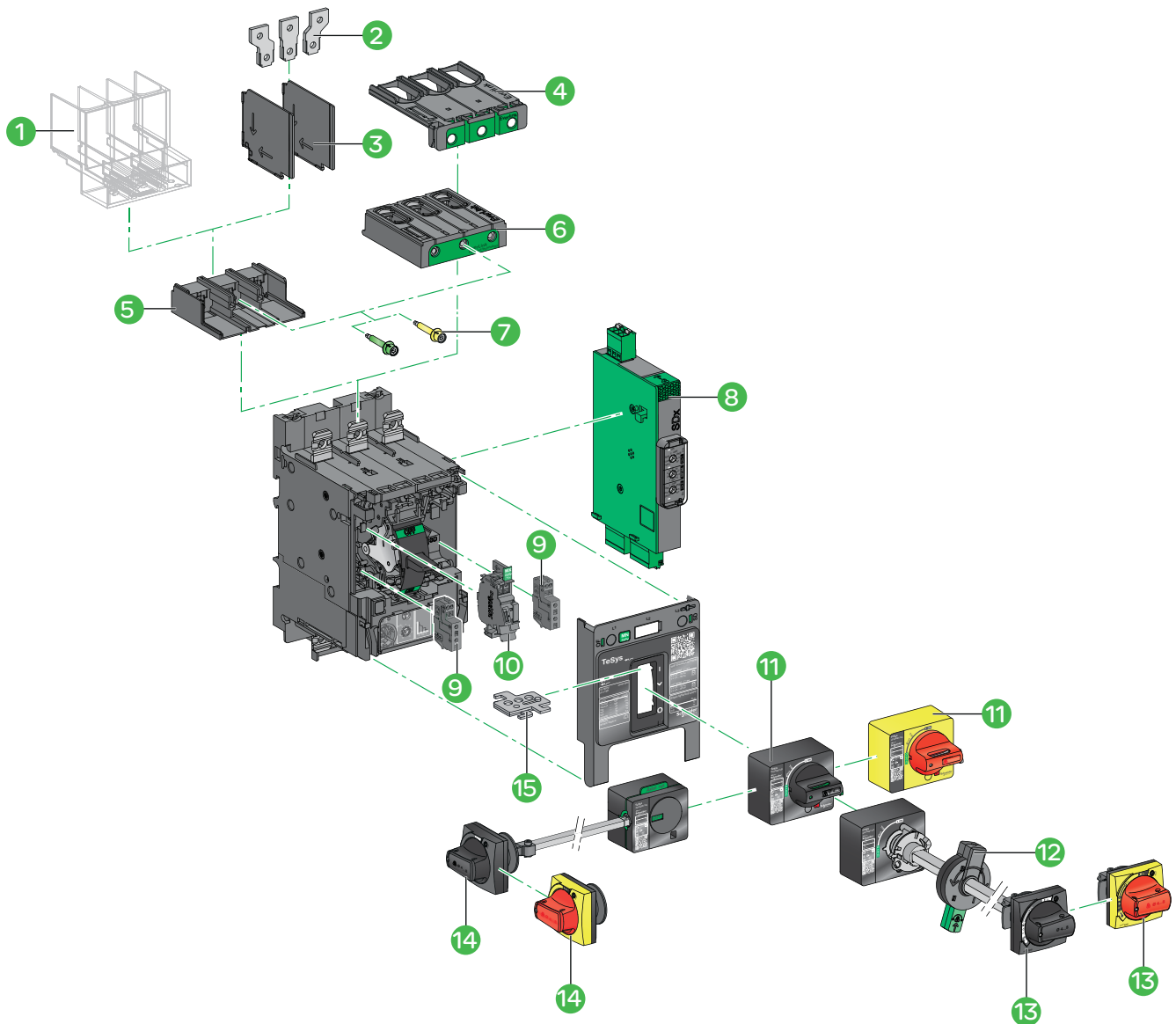


TeSys

Accessories compatibility



TeSys GV4 Overview



- ① Long terminal shield LAD96590
- ② Terminal spreaders LV426940
- ③ Interphases barriers LV426920
- ④ Large spacing cover for EverLink connector GV4G66
- ⑤ Crimp lug connector GV4LUG
- ⑥ EverLink® connector LAD96595
- ⑦ Torque limiting breakaway bits LV42699p
- ⑧ SDx alarming/fault differentiation module GV4ADM1111 (only with GV4PEM)
- ⑨ Auxiliary contact block for OF or SD function GV4AE11
- ⑩ - MN undervoltage release GV4AUpp
- MX shunt trip GV4ASpp
- ⑪ Direct mounting black or red on yellow bezel rotary handle GV4ADN01/ GV4ADN02
- ⑫ Open door shaft operator (for front extended rotary handle) LV426937
- ⑬ Front extended rotary handle kit with red handle on yellow bezel or black handle GV4APN01/
GV4APN02 /GV4APN04
- ⑭ Side rotary handle kit with red handle on yellow bezel or black handle LV426935/LV426936.
- ⑮ Toggle locking device 29370

Lineryg

Lineryg is tailored for your flexible panel needs
(changes right up to the last minute)

Because Lineryg is:

Flexible



Safer



Reliable



Linergy BZ
Power Busbars

- > Quick connection plates for Compact and TeSys offers
- > Multi-standard offering up to 630 A

Linergy HK
"Hot Plug" Distribution

- > Panel easily upgradeable
- > Reliable "hot plug" modification or upgrade
- Multi-standard system of up to 160 A

Linergy FT
Device Feeders

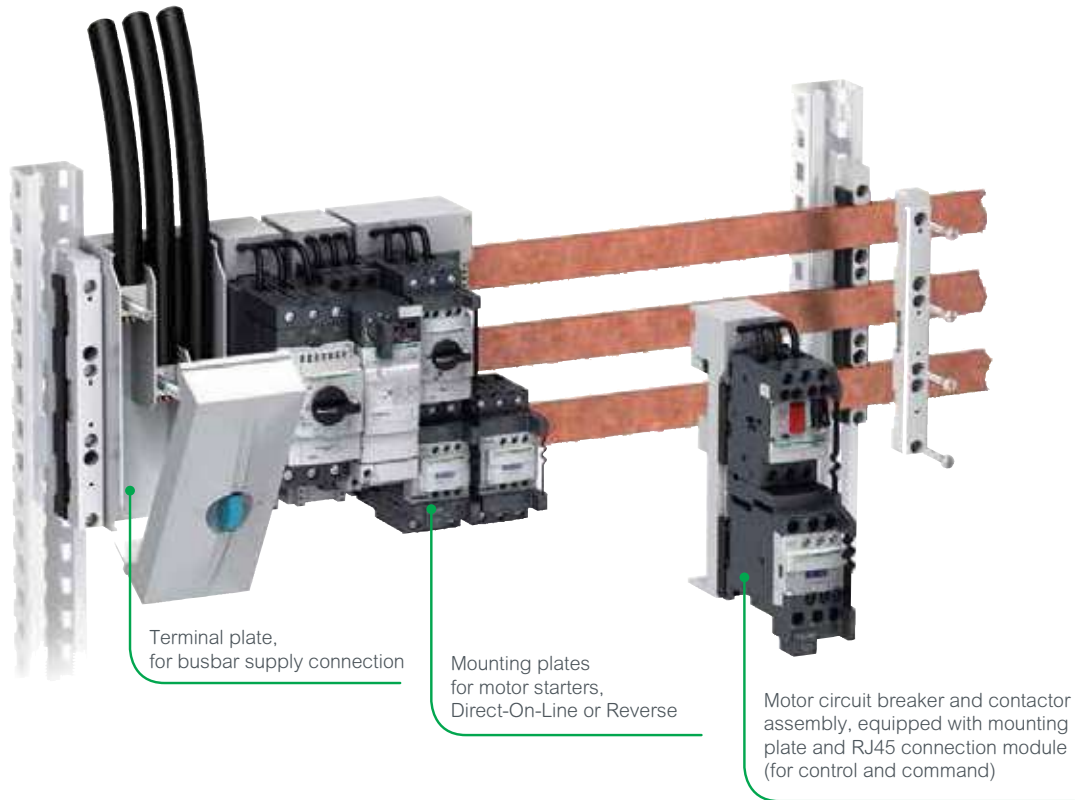
- > Optimised productivity and efficiency of your control panel
- > Easy to install
- > High reliability

- > Quick Installation
- > Multi Standard Offer
- > Intuitive Solution

Lineryg BZ

Lineryg BZ, Multistandard power busbar system,
Application: power distribution to motor starters

In control switchboards, when space saving, quick mounting and replacement are required



Advantages

- Considerable space saving: components are directly mounted on the busbar
- Large choice of mounting plates (for GV2, GV3 motor circuit breakers and assemblies, GV7, TeSys U)
- Quick connection, disconnection (power off): clip-on mounting plates
- Vibration resistant busbar connections: no periodical re-tightening required

Detailed view: back face of a motor starter mounting plate


- A reliable electrical contact is ensured by copper blades
- The blue part locks the mounting plate on the busbar, compatibility is provided with standard profiles:
- Height 12, 15, 20, 25 or 30 mm,
- Width 5 or 10 mm



Linergy HK

Linergy HK, Multistandard hot-plug busbar system,
Application: electrical distribution to motor starters

When compactness and continuity of service are required



Advantages

- Space saving in compact enclosures: the total volume is reduced to that of the motor starter assemblies
- Preserved continuity of service during modification and maintenance: live connection, disconnection (off load)
- Wide adaptability: 6 busbar lengths from 344 to 1100 mm, 12 models of sockets, 23 mounting plates for motor starters up to 25 or 50 A

Detailed view: mounting plate back face

- Thanks to the plug and its pre-cabled wires the motor starter is safely assembled in the workshop, for immediate or later use.
- A piece of DIN profile rail is attached on the front face of the mounting plate for fastening the components.
- The metal mounting plate ensures a rigid and robust fastening on the omega rail.



TeSys Switches

Vario Switch Disconnectors

[I _{th}] Conventional Thermal Current**	Poles Description	Rated Operational Power (AC-23)*	Reference	Unit LP [₹]
--	----------------------	---	-----------	-------------

Complete Enclosed Switches

• Range 12 to 175A, IP 65 Sealable and Lockable

10	3P	4 KW	VCF02GE	2670
16	3P	5.5 KW	VCF01GE	2910
20	3P	7.5 KW	VCF0GE	3535
25	3P	11 KW	VCF1GE	3795
32	3P	15 KW	VCF2GE	4445
50	3P	22 KW	VCF3GE	6875
63	3P	30 KW	VCF4GE	8045

* Rated Power at 415V

** I_{th} in enclosure

For Switch Type (Amps)	Mounting Arrangement	Ingress	Reference	Unit LP [₹]
------------------------------	-------------------------	---------	-----------	-------------

Operators (Padlockable)

12 - 40	4 Screw Fixing	IP65	KCF1PZ	605
63 - 80	4 Screw Fixing	IP65	KCF2PZ	645
125 - 175	4 Screw Fixing	IP40	KCF3PZ	2630

Vario Switch Disconnectors

[I _{th}] Conventional Thermal Current	Poles Description	Reference	Unit LP [₹]
--	----------------------	-----------	-------------

Complete Switch with Padlockable Operator

• Suitable for Front Mounting or Base Mounting

12	3P	VCF02	1680
20	3P	VCF01	1825
25	3P	VCF0	2135
32	3P	VCF1	2235
40	3P	VCF2	2770
63	3P	VCF3	4510
80	3P	VCF4	4695
125	3P	VCF5	10760
175	3P	VCF6	13040

Switch Bodies

12	V02	1095
20	V01	1265
25	V0	1505
32	V1	1825
40	V2	2235
63	V3	3110
80	V4	4090
125	V5	8300
175	V6	10590

Accessories

Description	For Use with switch Bodies	Rating in A	Pole Composition	Earth Contact	Auxiliary contacts	Reference	Unit LP [₹]
-------------	-------------------------------	----------------	---------------------	------------------	-----------------------	-----------	-------------

Vario Add-on Modules ⁽¹⁾

Main Pole Module	V02/VCF02	12	1P	-	-	VZ02	780
	V01/VCF01	20	1P	-	-	VZ01	800
	V0/VCF0	25	1P	-	-	VZ0	850
	V1/VCF1	32	1P	-	-	VZ1	830
	V2/VCF2	40	1P	-	-	VZ2	890
	V3/VCF3	63	1P	-	-	VZ3	1155
	V4/VCF4	80	1P	-	-	VZ4	1155
Neutral Pole Module ⁽²⁾	V02 / VCF02 to V2 / VCF2	-	1N	-	-	VZ11	950
	V3 / VCF3 to V4 / VCF4	-	1N	-	-	VZ12	1275
	V5 / VCZ5 to V6 / VCZ6	-	1N	-	-	VZ13	2635
Earthing Module	V02 / VCF02 to V2 / VCF20	-	-	-	-	VZ14	940
	V3 / VCF3 to V4 / VCF4	-	-	1	-	VZ15	1110
	V5 / VCZ5 to V6 / VCZ6	-	-	1	-	VZ16	1725
Auxiliary Contact	V02/ VCF02 to V6 / VCZ6	-	-	-	1NO + 1NC	VZ7	980
Block Module	V2/ VCF02 to V6 / VCZ6	-	-	-	2NO	VZ20	980

(1) For mounting option of modules, please refer to the technical catalogue.

(2) With early make and late break contacts

Description	For Use With	Reference	Unit LP [₹]
-------------	--------------	-----------	-------------

Components for Door Interlocking

Shaft extension - for Mini-VARIO and VARIO - V02...V2	V02...V2	VZ17	940
		VZ30	1110
Shaft extension - for Mini-VARIO and VARIO - V3 V4 V5 V6	V3, V4, V5, V6	VZ18	1265
		VZ31	1265
Door interlock plate	VZ17 / VZ30	KZ32	255
		KZ74	440

Input Terminal Protection Shrouds

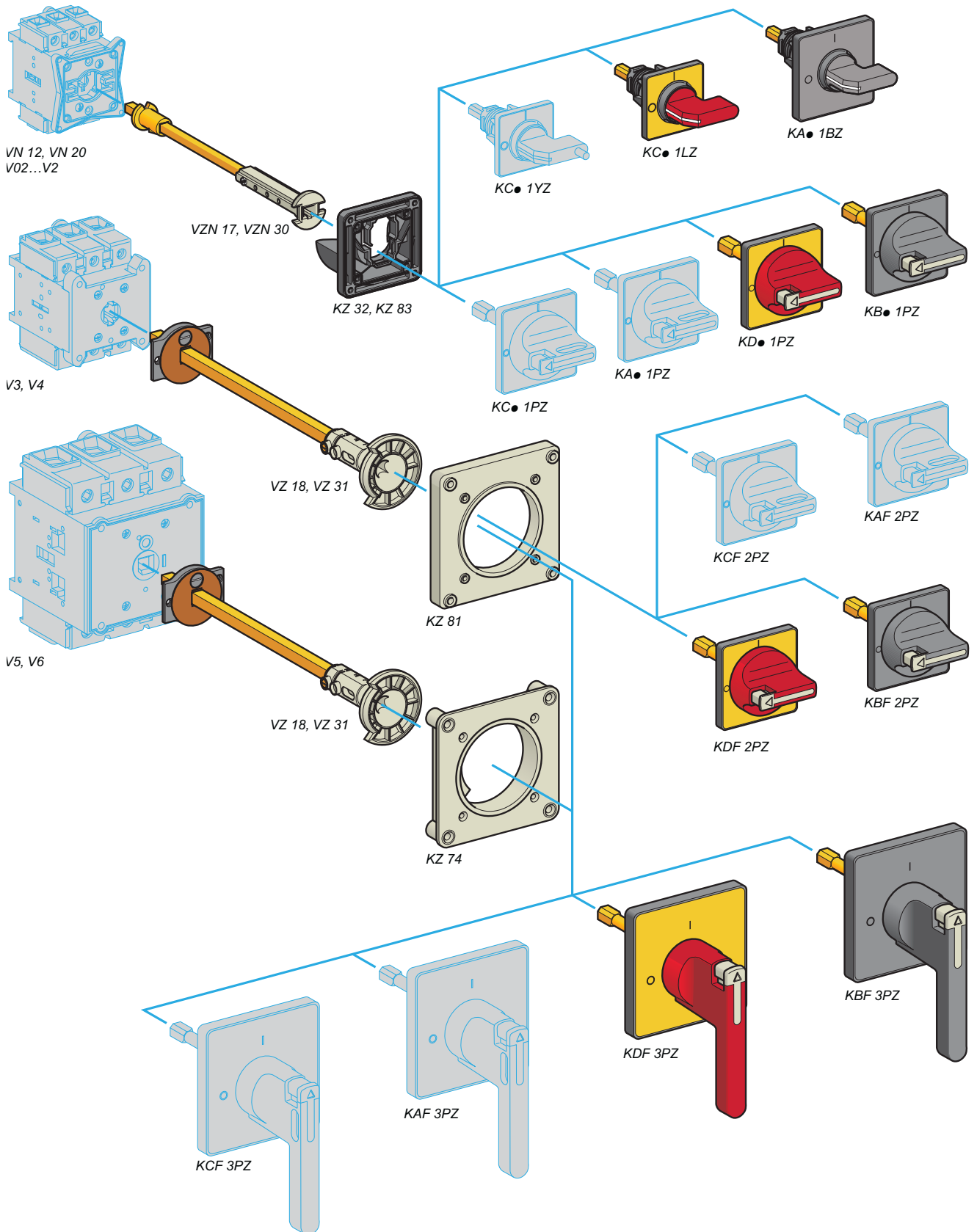
Terminal Shrouds	V02 - V2	VZ8	315
		VZ26	275
	V3 - V4	VZ9	335
		VZ27	275
	V5 - V6	VZ10	425
		VZ28	470
V02 - V6	VZ29	315	

Please contact Customer Care Center for Stockable and Non stockable status of references.

NORMAL STOCK ITEMS

W.E.F. January 27th, 2020

TeSys Switches Accessories



Compact NSXm circuit breakers: Optimized for your needs

The Compact NSXm range of circuit breakers and switch disconnectors is a newcomer in the Compact NSX family. It is one of the smallest on the market with innovative features. Built on the design of roto-active breaking technology, we have made it as robust as Compact NSX products.

Compact NSXm main features and innovations

- Rated Current, In (A) – 16, 25, 32, 40, 50, 63, 80, 100, 125, 160
- Breaking capacity (kA) at 415V – 16, 25, 36, 50, 70
- Thermal magnetic trip unit integrated
- Built-in DIN rail and plate mount
- Auxiliaries externally visible
- EverLink™ connectors



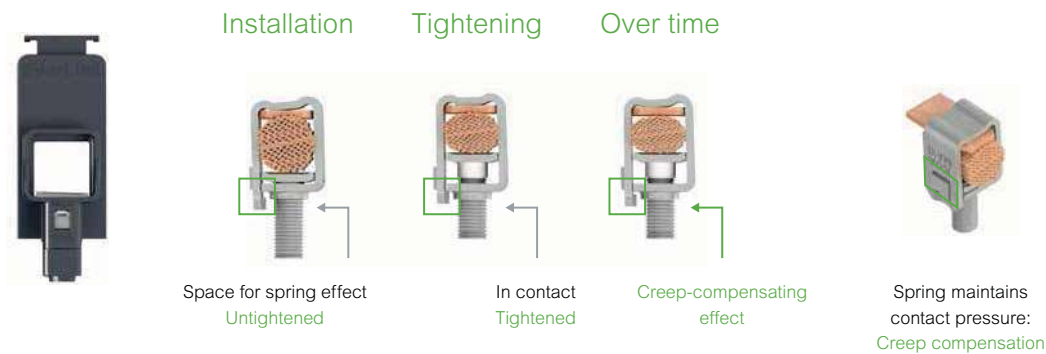
EverLink™ patented technology

The Compact NSXm features a new cable connection method with patented creep-compensating technology built directly into the terminal - EverLink™:

- With EverLink™ connectors, save space and time during panel assembly.
- Bare cable connections are as safe as compression lug ones.



More than 35 patents have been registered for this new Compact NSXm offer.



To experience,
Click or Scan



With Thermal Magnetic Trip Unit (TMD) and Compression Lug connectors



LUG CONNECTION



- Ics = 100% Icu as per IEC 60947-2
- Adjustable thermal setting 0.7 – 1 x In
- Fixed magnetic settings
- Single frame size upto 160A
- 5 breaking capacities from 16kA to 70kA
- With compression lug connectors
- All the circuit breakers have a transparent lead-sealable cover

Breaking Capacity Icu as per IEC 60947-2	Rated Current	Three Pole Reference	Unit LP [₹]	Four Pole Reference	Unit LP [₹]
16kA	16A	LV426150	7170	LV426160	10260
	25A	LV426151	7170	LV426161	10260
	32A	LV426152	7170	LV426162	10260
	40A	LV426153	7170	LV426163	10260
	50A	LV426154	7170	LV426164	10260
	63A	LV426155	7170	LV426165	10260
	80A	LV426156	7170	LV426166	10260
	100A	LV426157	7170	LV426167	10260
	125A	LV426158	12650	LV426168	15630
	160A	LV426159	13800	LV426169	17110
25kA	16A	LV426250	7810	LV426260	11280
	25A	LV426251	7810	LV426261	11280
	32A	LV426252	7810	LV426262	11280
	40A	LV426253	7810	LV426263	11280
	50A	LV426254	7810	LV426264	11280
	63A	LV426255	7810	LV426265	11280
	80A	LV426256	7810	LV426266	11280
	100A	LV426257	7810	LV426267	11280
	125A	LV426258	13630	LV426268	16710
	160A	LV426259	15800	LV426269	19690
36kA	16A	LV426350	9940	LV426360	12730
	25A	LV426351	9940	LV426361	12730
	32A	LV426352	9940	LV426362	12730
	40A	LV426353	9940	LV426363	12730
	50A	LV426354	9940	LV426364	12730
	63A	LV426355	9940	LV426365	12730
	80A	LV426356	9940	LV426366	12730
	100A	LV426357	9940	LV426367	12730
	125A	LV426358	14660	LV426368	18220
	160A	LV426359	16220	LV426369	20170
50kA	16A	LV426450	12590	LV426460	15750
	25A	LV426451	12590	LV426461	15750
	32A	LV426452	12590	LV426462	15750
	40A	LV426453	12590	LV426463	15750
	50A	LV426454	12590	LV426464	15750
	63A	LV426455	12590	LV426465	15750
	80A	LV426456	12590	LV426466	15750
	100A	LV426457	12590	LV426467	15750
	125A	LV426458	17550	LV426468	21030
	160A	LV426459	19040	LV426469	23130
70kA	16A	LV426550	15450	LV426560	19360
	25A	LV426551	15450	LV426561	19360
	32A	LV426552	15450	LV426562	19360
	40A	LV426553	15450	LV426563	19360
	50A	LV426554	15450	LV426564	19360
	63A	LV426555	15450	LV426565	19360
	80A	LV426556	15450	LV426566	19360
	100A	LV426557	15450	LV426567	19360
	125A	LV426558	28790	LV426568	30760
	160A	LV426559	29360	LV426569	31370

Note: For Everlink type NSXm MCCBs add prices of LV426970 (3Pole) or LV426971(4Pole) -2 Sets in above MCCBs

For details on stockable and non stockable status, technical parameter, please contact Customer Care Centre

NORMAL STOCK ITEMS

W.E.F. January 27th, 2020

With integrated earth leakage protection (MicroLogic Vigi 4.1 Trip Unit)



- Standard protection of distribution cables
- Earth leakage protection
- Indication of:
 - Overload alarming (via LEDs and via SDx module)
 - Overload tripping (via the SDx module)
- Earth leakage alarming (via the SDx module)
- Earth leakage tripping (via front face screen and the SDx module).

Breaking Capacity Icu as per IEC 60947-2	Rated Current	Three Pole Reference	Unit LP [₹]	Four Pole Reference	Unit LP [₹]
16kA	25A	LV426750	24360	LV426755	27200
	50A	LV426751		LV426756	
	100A	LV426752	25730	LV426757	30870
	160A	LV426753		LV426758	
25kA	25A	LV426760	25620	LV426765	28670
	50A	LV426761		LV426766	
	100A	LV426762	27090	LV426767	32550
	160A	LV426763		LV426768	
36kA	25A	LV426770	26990	LV426775	30980
	50A	LV426771		LV426776	
	100A	LV426772	29400	LV426777	34970
	160A	LV426773		LV426778	
50kA	25A	LV426780	29400	LV426785	33390
	50A	LV426781		LV426786	
	100A	LV426782	33390	LV426787	35810
	160A	LV426783		LV426788	
70kA	25A	LV426790	32550	LV426795	37380
	50A	LV426791		LV426796	
	100A	LV426792	39900	LV426797	44420
	160A	LV426793		LV426798	

Please contact Customer Care Center for Stockable and Non stockable status of references.

NORMAL STOCK ITEMS

W.E.F. January 27th, 2020

- Suitability for isolation as defined by standard IEC 60947-3
- Self protected by their high-set magnetic release
- Single frame size upto 160A

Compact NSXm NA switch-disconnector

With Compression Lug connectors

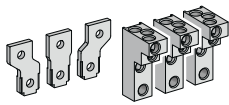
Rated Current	Three Pole Reference	Unit LP [₹]	Four Pole Reference	Unit LP [₹]
50A	LV426650	8570	LV426660	12680
100A	LV426651	8570	LV426661	12680
160A	LV426652	17540	LV426662	23390

Compact NSXm NA switch-disconnector

With EverLink™ connectors

Rated Current	Three Pole Reference	Unit LP [₹]	Four Pole Reference	Unit LP [₹]
50A	LV426600	9060	LV426610	13410
100A	LV426601	9060	LV426611	13410
160A	LV426602	18550	LV426612	24750

Accessories for Compact NSXm 16A to 160A



Terminal spreaders



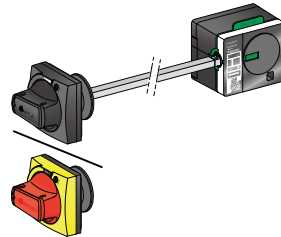
OF or SD auxiliary contact standard



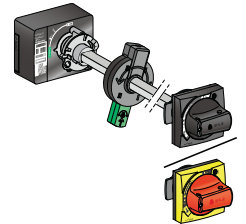
MN or MX voltage releases standard



Direct rotary handle



Side Rotary handle



Extended rotary handle

NSXm Accessories

Auxiliary contacts (changeover)

Description	Reference	Unit LP [₹]
Standard OF or SD	LV426950	820

Rotary Handles

Description	Reference	Unit LP [₹]
Direct rotary handle		
Standard black handle	LV426930	1100
Extended rotary handle		
Standard extended rotary black handle	LV426932	1650
Side rotary handle		
Standard side rotary black handle	LV426935	2800

Voltage Releases

Description	Shunt Release Reference	Unit LP [₹]	Under Voltage Reference	Unit LP [₹]
AC				
24 V 50/60 Hz	LV426841	2040	LV426801	2650
48 V 50/60 Hz	LV426842		LV426802	
110-130 V 50/60 Hz	LV426843		LV426803	
220-240 V 50/60 Hz	LV426844		LV426804	
380-415 V 50 Hz	LV426846		LV426806	
DC				
24 V	LV426841	2040	LV426801	2650
48 V	LV426842		LV426802	
125 V	LV426843		LV426803	
250 V	LV426844		LV426815	

Rotary Handles

Description	Reference	Unit LP [₹]
Spreaders & Phase Barriers		
Spreaders (Set of 3) 3P	LV426940	600
Spreaders (Set of 4) 4P	LV426941	600

Everlink Accessories

Description	Reference	Unit LP [₹]
Everlink Connectors		
EverLink connector with control wire terminal for 3P (Set of 3)	LV426970	650
EverLink connector with control wire terminal for 4P (Set of 4)	LV426971	850

Please contact Customer Care Center for Stockable and Non stockable status of references.

NORMAL STOCK ITEMS

W.E.F. January 27th, 2020

EasyPact NKS/EZC EasyPact CVS

Moulded Case Circuit Breakers for Distribution Network

EasyPact NKS

Fixed Thermal Magnetic Trip Unit (TMD)

- Conforms to IEC60947-2

Breaking Capacity Icu as per IEC60947-2	Rated Current	Reference	Unit MRP [₹]
10kA *	15	NKS100R015AC3P	1730
	20	NKS100R020AC3P	
	25	NKS100R025AC3P	
	32	NKS100R032AC3P	
	40	NKS100R040AC3P	
	50	NKS100R050AC3P	
	63	NKS100R063AC3P	3950
	75	NKS100R075AC3P	
	100	NKS100R100AC3P	
	110	NKS160R110AC3P	4410
	125	NKS160R125AC3P	
	140	NKS160R140AC3P	5770
	150	NKS160R150AC3P	
	160	NKS160R160AC3P	
	175	NKS200R175AC3P	
	200	NKS200R200AC3P	

*Ics=5kA

EasyPact EZC

Fixed Thermal Magnetic Trip Unit (TMD)



- Conforms to IEC60947-2
- Suitable for isolation
- Suitable for EasyPact Busbar system

Breaking Capacity Icu as per IEC 60947-2	Rated Current	Three Pole Reference	Unit MRP [₹]	Four Pole Reference	Unit MRP [₹]
30kA	15A	EZC100H3015	4550	EZC100H4015	6300
	20A	EZC100H3020		EZC100H4020	
	25A	EZC100H3025		EZC100H4025	
	32A	EZC100H3032		EZC100H4032	
	40A	EZC100H3040		EZC100H4040	
	50A	EZC100H3050		EZC100H4050	
	63A	EZC100H3063		EZC100H4063	
	80A	EZC100H3080		EZC100H4080	
	100A	EZC100H3100		EZC100H4100	

EasyPact CVS

Fixed Thermal Magnetic Trip Unit (TMD)



- Ics = 100% Icu as per IEC 60947-2
- Suitable for Isolation
- Transparent Cover for trip unit as Standard
- Class II front face
- Single frame size 16-250A

Breaking Capacity as per IEC 60947-2	Rated Current	Three Pole Reference	Unit MRP [₹]	Four Pole Reference	Unit MRP [₹]		
EasyPact CVS 100 to 630A Overload Setting (Ir) 0.7 - 1 x In							
25kA	16A	LV510300 <input checked="" type="checkbox"/>	6690	LV510310	9300		
	25A	LV510301 <input checked="" type="checkbox"/>		LV510311 <input checked="" type="checkbox"/>			
	32A	LV510302 <input checked="" type="checkbox"/>		LV510312 <input checked="" type="checkbox"/>			
	40A	LV510303 <input checked="" type="checkbox"/>		LV510313 <input checked="" type="checkbox"/>			
	50A	LV510304 <input checked="" type="checkbox"/>		LV510314			
	63A	LV510305 <input checked="" type="checkbox"/>		LV510315 <input checked="" type="checkbox"/>			
	80A	LV510306 <input checked="" type="checkbox"/>		LV510316 <input checked="" type="checkbox"/>			
	100A	LV510307 <input checked="" type="checkbox"/>		LV510317 <input checked="" type="checkbox"/>			
	125A	LV516302 <input checked="" type="checkbox"/>		9750		LV516312 <input checked="" type="checkbox"/>	11790
	160A	LV516303 <input checked="" type="checkbox"/>		12720		LV516313 <input checked="" type="checkbox"/>	15060
	200A	LV525302 <input checked="" type="checkbox"/>		16840		LV525312	20800
Breaking Capacity as per IEC 60947-2	Rated Current	Three Pole Reference	Unit LP [₹]	Four Pole Reference	Unit LP [₹]		
25kA	250A	LV525303 <input checked="" type="checkbox"/>	19610	LV525313	23830		

For details on non standard references, technical parameters, accessories, compatibility, stockable and non stockable status please contact Customer Care

NORMAL STOCK ITEMS

W.E.F. January 27th, 2020

EasyPact NKS/EZC

Description	EZC100 Reference	Unit LP [₹]
Auxiliary Contacts (changeover) Multifunction		
Auxiliary Switch 1 C/O	EZAUX10 <input checked="" type="checkbox"/>	800
Alarm Switch 1 C/O	EZAUX01	
Alarm - Auxiliary Switch	EZAUX11 <input checked="" type="checkbox"/>	1190
Spreaders		
Spreaders *(Set Of 3) 3P	EZASPDR3P <input checked="" type="checkbox"/>	320
Spreaders *(Set Of 4) 4P	EZASPDR4P <input checked="" type="checkbox"/>	430
Phase Barriers		
	EZAFASB2	200
Rotary Handle		
Direct Rotary handle	EZAROTDS <input checked="" type="checkbox"/>	1135
Shunt Release		
AC		
200-240V	EZASHT200AC <input checked="" type="checkbox"/>	1710
200-240 V (Under Voltage Release)	EZAUVR200AC <input checked="" type="checkbox"/>	on Request

EasyPact CVS

Auxiliary Contacts (Changeover) Multifunction

Description	Reference	Unit LP [₹]
OF or SD or SDE or SDV	29450 <input checked="" type="checkbox"/>	880

Voltage Releases

Description	Shunt Release Reference	Unit LP [₹]	Undervoltage Reference	Unit LP [₹]
AC				
220-240 V 50/60 Hz	LV429387 <input checked="" type="checkbox"/>	2250	LV429407 <input checked="" type="checkbox"/>	2930

Installation Accessories

Description	100/160/250A Reference	Unit LP [₹]
Spreaders (Set of 3) 3P	LV431563 <input checked="" type="checkbox"/>	620
Spreaders (Set of 4) 4P	LV431564 <input checked="" type="checkbox"/>	820

Rotary Handles

Description	100/160/250A Reference	Unit LP [₹]
Direct rotary handle		
Standard black handle	LV429337 <input checked="" type="checkbox"/>	1165
Extended rotary handle		
Standard extended rotary handle	LV429338 <input checked="" type="checkbox"/>	1770

For details on non standard references, technical parameters, accessories, compatibility, stockable and non stockable status please contact Customer Care

NORMAL STOCK ITEMS

W.E.F. January 27th, 2020

AC Miniature Circuit Breakers - xC60



- Breaking Capacity as per IEC 60898 and IS/IEC 60898-1, Icn = 10kA
- Breaking Capacity as per IEC 60947-2, Icn = 15kA, upto 40A
- Can be used for DC application upto 60V per pole
- Higher system performance with optimized cost: Cascading*
- Increased System Continuity: Discrimination*
- Higher Installation Life: Energy Limitation Class 3, Fast Closure Mechanism
- Ease, Speed and Flexibility of installation - Biconnect, Line-Load Reversible
- Field-fittable auxiliaries for advance protection and monitoring
- Positive Contact Indication for assurance of disconnection

[In] Rated Current (A)	1 Pole Reference	Unit LP [₹]	2 Pole Reference	Unit LP [₹]	3 Pole Reference	Unit LP [₹]	4 Pole Reference	Unit LP [₹]
Module Width**	1 mod		2 mod		3 mod		4 mod	
MOQ	12 Nos.		6 Nos.		4 Nos.		3 Nos.	

B curve

6	A9N1P06B ✓	330	A9N2P06B ✓	995	A9N3P06B ✓	1628	A9N4P06B	2195
10	A9N1P10B ✓	330	A9N2P10B ✓	995	A9N3P10B ✓	1628	A9N4P10B ✓	2195
16	A9N1P16B ✓	330	A9N2P16B ✓	995	A9N3P16B ✓	1628	A9N4P16B ✓	2195
20	A9N1P20B ✓	330	A9N2P20B ✓	995	A9N3P20B ✓	1628	A9N4P20B ✓	2195
25	A9N1P25B ✓	330	A9N2P25B ✓	995	A9N3P25B ✓	1628	A9N4P25B ✓	2195
32	A9N1P32B ✓	330	A9N2P32B ✓	995	A9N3P32B ✓	1628	A9N4P32B ✓	2195
40	A9N1P40B ✓	729	A9N2P40B ✓	1607	A9N3P40B ✓	2483	A9N4P40B ✓	3161
50	A9N1P50B	729	A9N2P50B	1607	A9N3P50B	2483	A9N4P50B	3161
63	A9N1P63B ✓	735	A9N2P63B ✓	1622	A9N3P63B ✓	2504	A9N4P63B ✓	3192

C curve

1	A9N1P01C ✓	512	A9N2P01C ✓	1386	A9N3P01C ✓	2142	A9N4P01C ✓	2704
2	A9N1P02C ✓	512	A9N2P02C ✓	1386	A9N3P02C ✓	2142	A9N4P02C ✓	2704
3	A9N1P03C ✓	512	A9N2P03C ✓	1386	A9N3P03C ✓	2142	A9N4P03C ✓	2704
4	A9N1P04C ✓	512	A9N2P04C ✓	1386	A9N3P04C ✓	2142	A9N4P04C ✓	2704
6	A9N1P06C ✓	323	A9N2P06C ✓	995	A9N3P06C ✓	1628	A9N4P06C ✓	2195
10	A9N1P10C ✓	323	A9N2P10C ✓	995	A9N3P10C ✓	1628	A9N4P10C ✓	2195
16	A9N1P16C ✓	323	A9N2P16C ✓	995	A9N3P16C ✓	1628	A9N4P16C ✓	2195
20	A9N1P20C ✓	323	A9N2P20C ✓	995	A9N3P20C ✓	1628	A9N4P20C ✓	2195
25	A9N1P25C ✓	323	A9N2P25C ✓	995	A9N3P25C ✓	1628	A9N4P25C ✓	2195
32	A9N1P32C ✓	323	A9N2P32C ✓	995	A9N3P32C ✓	1628	A9N4P32C ✓	2195
40	A9N1P40C ✓	729	A9N2P40C ✓	1607	A9N3P40C ✓	2483	A9N4P40C ✓	3100
50	A9N1P50C	729	A9N2P50C	1607	A9N3P50C	2483	A9N4P50C	3192
63	A9N1P63C ✓	735	A9N2P63C ✓	1622	A9N3P63C ✓	2504	A9N4P63C ✓	3131

D curve

1	A9N1P01D ✓	517	A9N2P01D	1397	A9N3P01D ✓	2184	---	---
2	A9N1P02D ✓	517	A9N2P02D ✓	1397	A9N3P02D ✓	2184	A9N4P02D	2720
3	A9N1P03D ✓	517	A9N2P03D ✓	1397	A9N3P03D ✓	2184	A9N4P03D	2720
4	A9N1P04D ✓	517	A9N2P04D ✓	1397	A9N3P04D ✓	2184	A9N4P04D	2720
6	A9N1P06D ✓	435	A9N2P06D ✓	1044	A9N3P06D ✓	1712	A9N4P06D ✓	2279
10	A9N1P10D ✓	435	A9N2P10D ✓	1044	A9N3P10D ✓	1712	A9N4P10D ✓	2279
16	A9N1P16D ✓	435	A9N2P16D ✓	1044	A9N3P16D ✓	1712	A9N4P16D ✓	2279
20	A9N1P20D ✓	435	A9N2P20D ✓	1044	A9N3P20D ✓	1712	A9N4P20D ✓	2279
25	A9N1P25D ✓	435	A9N2P25D ✓	1044	A9N3P25D ✓	1712	A9N4P25D ✓	2279
32	A9N1P32D ✓	435	A9N2P32D ✓	1044	A9N3P32D ✓	1712	A9N4P32D ✓	2279
40	A9N1P40D ✓	785	A9N2P40D ✓	1701	A9N3P40D ✓	2630	A9N4P40D ✓	3302
50	A9N1P50D	785	A9N2P50D	1701	A9N3P50D	2630	A9N4P50D	3302
63	A9N1P63D	794	A9N2P63D ✓	1717	A9N3P63D ✓	2657	A9N4P63D ✓	3334

Note: * Please contact nearest Schneider Electric Sales Office or Customer Care Center for coordination chart
**18mm/module

Please contact Customer Care Center for Stockable and Non stockable status of references.

✓ NORMAL STOCK ITEMS

W.E.F. January 27th, 2020

AC Miniature Circuit Breakers - C120



- Breaking capacity as per IEC 60898, Icn = 10kA/15kA
- Positive Contact Indication for assurance of disconnection
- Degree of pollution: 3 (suitable for industrial environment)
- Operating Temperature: -30 to 70°C
- Terminal connections: Flexible cables up to 35 sq.mm; Rigid cables up to 50 sq.mm

[In] Rated Current (A)	1 Pole Reference	Unit LP (₹)	2 Pole Reference	Unit LP (₹)	3 Pole Reference	Unit LP (₹)	4 Pole Reference	Unit LP (₹)
Module Width**	1.5 mod		3 mod		4.5 mod		6 mod	
MOQ	12 Nos.		6 Nos.		4 Nos.		3 Nos.	
C120N (10kA)								
80	A9N18357 ✓	2646	A9N18361 ✓	5875	A9N18365 ✓	9251	A9N18372 ✓	12054
100	A9N18358 ✓	2972	A9N18362 ✓	6263	A9N18367 ✓	9860	A9N18374 ✓	12563
125	A9N18359 ✓	3208	A9N18363 ✓	6888	A9N18369 ✓	10936	A9N18376 ✓	14212
C120H (15kA)								
80	A9N18446	3176	A9N18457	7140	A9N18468	10873	A9N18479	13960
100	A9N18447	3502	A9N18458	7319	A9N18469	11844	A9N18480	15476
125	A9N18448	3827	A9N18459	8306	A9N18470	12779	A9N18481	16349

DC Miniature Circuit Breakers - C60H



- Specially designed MCB for enhanced protection in DC installation
- Magnetic Arc Chutes to quick break DC current in event of fault
- Breaking capacity 6kA as per IEC 60947-2
- Voltage Rating: 1P - 250 V DC & 2P - 500 V DC
- Impulse Voltage: 6 kV
- Higher Installation Life: Energy Limiting Class: 3

[In] Rated Current (A)	Module Width 18mm/ module	1 Pole Reference	Unit LP (₹)	Module Width 18mm/ module	2 Pole Reference	Unit LP (₹)
MOQ		12 Nos.			6 Nos.	
C60H-DC						
0.5	1	A9N61500	985	2	A9N61520	2079
1	1	A9N61501 ✓	872	2	A9N61521 ✓	1806
2	1	A9N61502 ✓	872	2	A9N61522 ✓	1806
3	1	A9N61503 ✓	872	2	A9N61523 ✓	1806
4	1	A9N61504 ✓	872	2	A9N61524 ✓	1806
5	1	A9N61505	872	2	A9N61525	1806
6	1	A9N61506 ✓	716	2	A9N61526 ✓	1528
10	1	A9N61508 ✓	716	2	A9N61528 ✓	1528
16	1	A9N61511 ✓	716	2	A9N61531 ✓	1528
20	1	A9N61512 ✓	716	2	A9N61532 ✓	1528
25	1	A9N61513 ✓	716	2	A9N61533 ✓	1528
32	1	A9N61515 ✓	716	2	A9N61535 ✓	1528
40	1	A9N61517 ✓	981	2	A9N61537 ✓	2168
50	1	A9N61518 ✓	981	2	A9N61538 ✓	2168
63	1	A9N61519 ✓	981	2	A9N61539 ✓	2168

Special application MCBs



Solar Application – PV DC

- DC MCB for multi string PV installations
- Operating Voltage: 800V DC
- Current Rating up to 25A
- Complies to IEC / EN 60947-2



Rail Application* (including Rolling Stock)

- Fire & smoke Resistant – Level 2 (NF F 16-101, NF F 16-102)
- Shock & vibration resistant (IEC 61373) – Cat 1, Class B
- Breaking Capacity: up to 25kA
- Complies to IEC / EN 60947-2



UL MCB

- Type: UL1077, UL489
- Breaking Capacity of 10kA
- Complies to IEC 60947-2 / UL1077 / UL489 / CSA

Note:

Please contact nearest Schneider Electric sales office or Customer Care for Reference and prices of Application Specific MCBs

*Rail Application RCDs are also available on demand

**18mm/module

Please contact Customer Care Center for Stockable and Non stockable status of references.

✓ NORMAL STOCK ITEMS

W.E.F. January 27th, 2020

AC Residual Current Circuit Breakers - xID



- Complies to standards IEC/EN 61008-1 and IS 12640
- AC Class protection
- Selective range available for time based discrimination
- Easy Monitoring: Earth fault indication and Test Button on front face
- Operating temperature up to +70°C
- Mandatory to use OF-S auxiliary to add any indication or tripping auxiliary

[In] Rated Current (A)	Earth-Leakage Sensitivity (mA)	Module Width 18mm/module	2 Pole Reference	Unit LP [₹]	Module Width 18mm/module	4 Pole Reference	Unit LP [₹]
25	30	2	A9N16201	3487	4	A9N16251	4898
	100	2	A9N16203	3801	4	A9N16253	5108
	300	2	A9N16202	3917	4	A9N16252	5261
40	30	2	A9N16204	4105	4	A9N16254	4820
	100	2	A9N16205	4347	4	A9N16255	5140
	300	2	A9N16206	4557	4	A9N16256	5339
63	30	2	A9N16208	4946	4	A9N16258	5588
	100	2	A9N16209	5224	4	A9N16259	6074
	300	2	A9N16210	5329	4	A9N16260	6101
80	30	2	A9N16212	8321	4	A9N16261	9854
	100	2	A9N16213	8306	4	A9N16262	9828
	300	2	A9N16214	8458	4	A9N16263	9886

AC Residual Current Circuit Breakers (RCCBs) - ID



- Complies to standards IEC 61008-1 and VDE 0664
- AC Class protection
- Degree of pollution: 3 (suitable for industrial environment)
- Electrical ON/OFF indication by using OFSP auxiliary

Poles Description	[In] Rated Current (A)	Earth-Leakage Sensitivity (mA)	Module Width 18mm/module	Reference	Unit LP [₹]
4P	100	30	4	**A9R11491	12403
		100	4	**A9R12491	13070
	125	30	4	16905	37983
		100	4	16906	36981
		300	4	16907	37154

Note: **For 100A RCCB Auxiliary kindly contact Customer Care

AC Residual Current Breaker Overload (RCBO) - DPN N Vigi



- Complies to standards IEC/EN 61009
- AC Class Protection; Tripping characteristics - C curve
- Overvoltage category (IEC 60364): IV
- Suitable for indication & tripping auxiliaries

Poles Description	[In] Rated Current (A)	Earth-Leakage Sensitivity (mA)	Module Width 18mm/module	Reference	Unit LP [₹]
1P+N	6	30	2	A9N19661	5150
		300	2	A9N19681	5329
	10	30	2	A9N19663	5150
		300	2	A9N19683	5329
	16	30	2	A9N19665	5150
		300	2	A9N19685	5329
	20	30	2	A9N19666	5150
		300	2	A9N19686	5329
	25	30	2	A9N19667	5150
		300	2	A9N19687	5329
	32	30	2	A9N19668	5402
		300	2	A9N19688	5597
	40	30	2	A9N19669	6641
		300	2	A9N19689	6815

Note: Application specific RCDs also available with 10mA, 500mA and 1000mA sensitivities | Please contact nearest Schneider Electric Sales Office or Customer Care Center for Reference and Prices

Please contact Customer Care Center for Stockable and Non stockable status of references.

NORMAL STOCK ITEMS

W.E.F. January 27th, 2020

SI Type Residual Current Circuit Breakers (RCCBs) - xID SI



- Complies to standard IEC/EN 61008-1
- SI RCDs offer enhanced immunity against Electrical Disturbances; Polluted and Corrosive environments - Guaranteed performance in harsh operating conditions
- Ensures continuity of supply in networks with:
 - Transient overvoltages
 - Loads generating HF leakage current i.e. harmonics
 - Loads generating continuous leakage current
- Ensures tripping on genuine earth fault in networks with:
 - Pulsating DC components
 - HF applications which "Blinds" (non-tripping) the conventional RCDs

[In] Rated Current (A)	Earth-Leakage Sensitivity (mA)	Module Width 18mm/module	2 Pole Reference	Unit LP [₹]	Module Width 18mm/module	4 Pole Reference	Unit LP [₹]
25	30	2	A9N16234	7686	4	A9N16321	8568
40	30	2	A9N16237	8075	4	A9N16324	8841
63	30	2	A9N16240	8306	4	A9N16327	9072
	300	2	A9N16246	8369	4	A9N16334	9445

Vigi Block for xC60 (Add-on RCD Module, 2 & 4 Pole)



- Flexibility to use MCB of any tripping curve to suit applications, ensuring best 3 in 1 protection
- No auxiliary supply required
- AC Class protection
- Degree of pollution: 3 (suitable for industrial environment)
- Immune to nuisance tripping due to transient over voltages

[In] Rated Current (A)	Earth-Leakage Sensitivity (mA)	Module Width 18mm/module	2 Pole Reference	Unit LP [₹]	Module Width 18mm/module	4 Pole Reference	Unit LP [₹]
25	30	1.5	A9N26581	5110	3	A9N26595	6138
	100	1.5	A9N26582	6502	3	A9N26596	6622
	300	1.5	A9N26583	6877	3	A9N26597	7124
63	30	2	A9N26611	7150	3.5	A9N26643	7177
	100	2	A9N26612	7571	3.5	A9N26644	7319
	300	2	A9N26613	7929	3.5	A9N26645	7460

Note: Vigi Block for High Rating up to 125A (C120) and High Breaking Capacity (NG125) available on demand

SI Type Residual Current Breaker Overload (RCBO) - DPN N Vigi SI



- Complies to standard IEC/EN 61009
- Ensures continuity of supply in networks with:
 - Transient overvoltages
 - Loads generating HF leakage current i.e. harmonics
 - Loads generating continuous leakage current
- Ensures tripping on genuine earth fault in networks with :
 - Pulsating DC components
 - HF applications which "Blinds" (non-tripping) the conventional RCDs

Poles Description	[In] Rated Current (A)	Earth-Leakage Sensitivity (mA)	Module Width 18mm/module	Reference	Unit LP [₹]
1P+N	6	30	2	A9N19631	*
		300	2	A9N19641	*
	10	30	2	A9N19632	*
		300	2	A9N19642	*
	16	30	2	A9N19634	*
		300	2	A9N19644	*
	20	30	2	A9N19635	*
		300	2	A9N19645	*
	25	30	2	A9N19636	*
		300	2	A9N19646	*
	32	30	2	A9N19637	*
		300	2	A9N19647	*
	40	30	2	A9N19638	*
		300	2	A9N19648	*

*For Prices, please contact nearest Schneider Electric Sales Office or Customer Care Center are Center for Reference and Prices

Please contact Customer Care Center for Stockable and Non stockable status of references.

NORMAL STOCK ITEMS

W.E.F. January 27th, 2020

Surge Arresters - Type 1+ 2



- Complies to IEC 61643-1 and EN 61643-11
- Withdrawable type: Easy Replacement
- Inbuilt SPD health Indicator: Also available with remote signaling
- For protection against Direct lightning surge, Indirect lightning surge, Switching surge
- Iimp up to 25kA & Imax upto 40kA
- **Always use a Back-up MCB with your SPD**
- Maximum Operating Voltage [Uc]: 350V

Type	Pole Description	Module Width 18mm/module	Reference	Unit LP [₹]
PRD1 25r	1P	2	16329	13655
	1P + N	4	16330	30041
	3P	6	16331	45050
	3P + N	8	16332	55970

Surge Arresters iPRD- Type 2 (Withdrawable type) (TT, TN-S, TN-C Systems)



- In conformance with standards IEC 61643-11/2011 T2 and EN 61643-11 Type 2
- For protection against Indirect lightning surge and Switching surge
- Inbuilt health Indicator
- Response time < 25ns
- Imax (8/20 s): 65/40/15/8kA
- Maximum Operating Voltage [Uc]: 340V
- Level of protection,Up: 1.0 - 2.0 kV
- Remote indication contact with 8r/20r/40r/65r
- **Always use a Back-up MCB with your SPD**

Type	Rated Voltage (V)	Pole Description	Module Width 18mm/module	Reference	Unit LP [₹]
iPRD8	230	1P	1	A9L08100	4095
	230	1P+N	2	A9L08500	7660
	230/400	3P	3	A9L08300	10343
iPRD8r	230/400	3P+N	4	A9L08600	15614
	230	1P+N	2	A9L08501	9182
iPRD20	230/400	3P+N	4	A9L08601	18737
	230	1P	1	A9L20100	4594
	230	1P+N	2	A9L20500	9634
iPRD20r	230/400	3P	3	A9L20300	12332
	230/400	3P+N	4	A9L20600	17438
	230	1P+N	2	A9L20501	11456
iPRD40	230/400	3P+N	4	A9L20601	21326
	230	1P	1	A9L40100	5429
	230	1P+N	2	A9L40500	11093
	230/400	3P	3	A9L40300	15929
iPRD40r	230/400	3P+N	4	A9L40600	22218
	230	1P	1	A9L40101	6510
	230	1P+N	2	A9L40501	14306
	230/400	3P	3	A9L40301	21441
iPRD65r	230/400	3P+N	4	A9L40601	26660
	230	1P	1	A9L65101	8705
	230	1P+N	2	A9L65501	18233
	230/400	3P	3	A9L65301	23793
	230/400	3P+N	4	A9L65601	30875

Spare Cartridges for iPRD



- Spare Cartridges for iPRD8r, iPRD20r, iPRD40r and iPRD65r
- End of life indication available on front face
- These Cartridges are not compatible with Old SPD range (A9L16...)**

Type	Spare Cartridges for	Reference	Unit LP [₹]
iPRD 65-350	iPRD65r	A9L65102	5450
iPRD 40-350	iPRD40, iPRD40r	A9L40102	4190
iPRD 20-350	iPRD20, iPRD20r	A9L20102	3355
iPRD 8-350	iPRD8, iPRD8r	A9L08102	2940
iPRD Neutral	All products (1P+N, 3P+N)	A9L00002	4410

**Spare Cartridges for Old SPD Range (A9L16...) are available on demand - please contact nearest Schneider Electric Sales Office or Customer Care for Reference and prices

Note: Note: For all above Reference MOQ = 1

Please contact Customer Care Center for Stockable and Non stockable status of references.

NORMAL STOCK ITEMS

W.E.F. January 27th, 2020

iQuick PRD - Type 2 with inbuilt MCB



- Compact SPD with in-built back up MCB - saving on space, MCB selection, wiring time
- Compliance to EN 61643-11
- Withdrawable Type - Cost Efficient - Allows damaged Cartridges to be replaced without having to replace entire SPD
- Inbuilt SPD Health Indicator on front face of device; Remote signaling functionality also available
- Incoming Protection: iQuick PRD 40r (High Risk level) and iQuick PRD 20r (Moderate Risk level)
- Secondary Protection: iQuick PRD 8r is cascade mounted with incoming surge arresters

Type	Pole Description	Module Width 18mm/module	Reference	Unit LP [₹]
iQuick PRD 8r	1P+N	4	A9L16298	11772
	3P	6.5	A9L16299	16816
	3P+N	7.5	A9L16300	20927
iQuick PRD 20r	1P+N	4	A9L16295	13729
	3P	6.5	A9L16296	20186
	3P+N	7.5	A9L16297	25111
Quick PRD 40r	1P+N	4	A9L16292	16034
	3P	6.5	A9L16293	24024
	3P+N	7.5	A9L16294	29857

Note: Spare / Replacement Cartridges available - For Reference and prices contact nearest sales office or customer care

Photovoltaic surge arresters



- Protection for photovoltaic panels and the DC input to the inverter from overvoltages due to a lightning strike
- Type 2 surge arresters
- Should be installed in switchboard inside the building. If switchboard is located outside, it must be weatherproof
- Withdrawable surge arrester allows damaged Cartridges to be replaced quickly
- Inbuilt SPD Health Indicator on front face of device; Remote signaling functionality also available

Type	U (cpv) Maximum Operating Voltage (V)	Module Width 18mm/module	Reference	Unit LP [₹]
iPRD 40r	800	3	A9L40271	9130
	1000	3	A9L40281	10432

Note: Spare / Replacement Cartridges available - For Reference and prices contact nearest sales office or customer care

Surge Arresters for Communication Networks



- Analogue telephone line protection: iPRC surge arrester wired in series to the private installation input, protects the telephones, the modems (including ADSL) etc
- Protection for 2 low-current lines without common potential or 4 lines with common reference potential
- iPRI protects measuring instrument and PLC sensor inputs and the DC power supply inputs up to 53 V and AC power supply inputs up to 37 V

Type	[Ue] Operational Voltage (V)	Module Width 18mm/module	Reference	Unit LP [₹]
PRI	48 V DC	1	A9L16339	16286
PRC	130 V AC	1	A9L16337	9959

Note: For all above Reference MOQ = 1

Please contact Customer Care Center for Stockable and Non stockable status of references.

NORMAL STOCK ITEMS

W.E.F. January 27th, 2020

Isolator - xSW



- Complies to IEC/EN 60947-3
- Switching duty: AC-22
- Impulse voltage: 6kV
- DC application: 48V (110V with 2 poles in series)
- Short circuit withstand 20 In for 1 second
- Upto 80A Bi connect terminals & 100A to 125A with mono connect terminals

Poles Description	[In] Rated Current (A)	Module Width 18mm/module	MOQ	Reference	Unit LP [₹]
2	40	2	6	A9S2P040	611
	63	2	6	A9S2P063	809
	80	2	6	A9S2P080	970
	100	2	6	A9S2P100	1407
	125	2	6	A9S2P125	1454
3	40	3	4	A9S3P040	1076
	63	3	4	A9S3P063	1260
4	40	4	3	A9S4P040	1360
	63	4	3	A9S4P063	1486
	80	4	3	A9S4P080	1969
	100	4	3	A9S4P100	2216
	125	4	3	A9S4P125	2394

Selector Switch - iSSW



- Complies to IEC 60947-5-1 and IEC 60669-1
- Rating 20A, 250V AC
- Electrical life (AC22): 30,000 cycles
- Connection: tunnel terminals cables up to 10 sq. mm

No. of positions	Poles Description	Contacts	Module Width 18mm/module	MOQ	Reference	Unit LP [₹]
2	1	1 C/O	1	12	A9E18070	1265
	2	2 C/O	2	6	A9E18071	1743
		1NO + 1NC	1	12	A9E18072	1012
3	1	1 C/O	1	12	A9E18073	1244
	2	2 C/O	2	6	A9E18074	2105

iRO Buzzers



- Audible indication in housing and the tertiary sector
- Sound level of 70dBA at a distance of 60cm

Voltage	Module Width 18mm/module	Reference	Unit LP [₹]
230V AC	1	A9A15322	1076
8..12V AC	1	A9A15323	897

Please contact Customer Care Center for Stockable and Non stockable status of references.

NORMAL STOCK ITEMS

W.E.F. January 27th, 2020

iCT Contactors



- Complies with standards IEC 1095, E N 61095
- 4 operating modes switch on front face :
 - Automatic mode
 - Temporary "ON" mode
 - Permanent "ON" mode
 - Shutdown
- Mechanical contact position Indicator
- Safe installation maintenance: lock the contactor in ON position
- Silent operation (20dB) for entire range

Type	Rating (A)	No. of Contacts	Module Width 18mm/module	Reference	Unit LP (₹)
1P	25	1NO	1	A9C20731	1958
	16	2NO	1	A9C22712	2016
2P	25	2NO	1	A9C20732	2410
	40	2NO	2	A9C20842	4127
3P	63	2NO	2	A9C20862	5271
	25	3NO	2	A9C20833	3056
	40	3NO	2	A9C20843	6899
4P	63	3NO	3	A9C20863	7497
	25	4NO	2	A9C20834	3250
	40	4NO	2	A9C20844	7035
4P	63	4NO	3	A9C20864	8479
	63	2NO + 2NC	3	A9C20868	8479

Note: 100A Contactor in 2P / 4P - available on request

iTL Impulse Relays



- Complies with standards IEC/EN 60669-2-2
- Safe maintenance: disconnection of remote control by selector switch
- Manual Controls on front face: 0-I toggle
- Mechanical contact position Indicator
- Maximum 5 operations/min. and 100 switching operations/day
- Degree of pollution: 3 (suitable for industrial environment)

Type	Rating (A)	Control Voltage	No. of Contacts	Module Width	Reference	Unit LP (₹)
1P	16	230-240 VAC	1NO	1	A9C30811	1265
	32	230-240 VAC	1NO	1	A9C30831	1591
2P	16	230-240 VAC	2NO	1	A9C30812	2079
	32	230-240 VAC	2NO	1	A9C30831 + A9C32836	4935
3P	16	230-240 VAC	1NO+1NO/NC+1NO	2	A9C30811 + A9C32816	3948
	32	230-240 VAC	1NO+1NO/NC+1NO	2	A9C30831 + 2* x A9C32836	8279
4P	16	230-240 VAC	4NO	2	A9C30814	4316
	32	230-240 VAC	4NO	2	A9C30831 + 3* x A9C32836	11623

iIL Indicator Lights



- Complies with standard IEC 60947-5-1
- Indicator light with LED technology
- Service life 100,000 hours with constant luminous efficiency

Type	Colour	Module Width 18mm/module	Reference	Unit LP (₹)
Single Indicator light	Red	1	A9E18320	1187
	Green	1	A9E18321	1187
	Blue	1	A9E18323	1187
	Orange	1	A9E18324	1187
3 phase voltage presence light	Red/Red/Red	1	A9E18327	3113
Single Push Button (1 NO+ 1NC)	Grey	1	A9E18033	1764

Note: For all above Reference MOQ = 1

Please contact Customer Care Center for Stockable and Non stockable status of references.

NORMAL STOCK ITEMS

W.E.F. January 27th, 2020

Life Is 

Schneider
 **Electric**

Schneider Electric India Pvt. Ltd.

Corporate Office: 9th Floor, DLF Building No. 10, Tower C, DLF Cyber City, Phase II, Gurugram 122002 Haryana
Tel.: ++91 124 3940400 Fax: ++91 124 4222036/ 037

Ahmedabad

Schneider Electric India (P) Ltd.
1506-1507, 15th Floor Shapth-5,
SG Highway, Ahmedabad - 380015
Tel.: 079-66826701

Cochin

Schneider Electric India (P) Ltd.
41 / 406- D1,3rd Floor, Beejay
Towers,
Rajaji Road Cochin- 682035
Tel.: 0484-3048401

Ludhiana

Schneider Electric India (P) Ltd.
Office No. - 3, 5th Floor, Novelty Plaza
Bhaiwala Chowk
Ludhiana- 140001
Tel.: 0161- 4656672-75

Secunderabad

D.No. 1-8-271, # 401, Ashoka Bhoopal
Chambers, SP Road,
Secunderabad - 500003
Tel.: 04039404000
Fax.: 040-39131313

Bengaluru

Schneider Electric India (P) Ltd.
No. 3/1, JP Techno Park,
Mezzanine Floor, Millers Tank Bund
Road, Vasanth Nagar,
Bengaluru - 560052. Tel.: 080-71481351

Coimbatore

Schneider Electric India (P) Ltd.
No. -104, Classic Tower, 3rd Floor,
Trichy Road, Coimbatore- 641018
Tel.: 0422-3940400

Mumbai

Schneider Electric India (P) Ltd
Marwah House, 2nd Floor
Krishanlal Marwah Marg,
Andheri (East), Mumbai - 400072
Tel.: 91-22-30263300

Vadodara

605 & 606, 6th Floor Ocean Building,
Opp.Vadodara Central, Sarabhai Road,
Vadodara-390005
Tel.: 0265-3940400

Bhubaneswar:

Schneider Electric India (P) Ltd.
6th Floor, Block A, JSS Software Technol-
ogy park , E 1/1 , Chandaka Industrial
Estate, Info City , Bhubaneswar -751025
Tel.: 0674-6672000

Jaipur

Schneider Electric India (P) Ltd.
Jaipur Business Centre 309, 3rd
Floor, Sangam Tower 190, Church
Road, Jaipur-302001
Tel.: 0141-3912903

Nagpur

Schneider Electric India (P) Ltd.
Fortune Business Centre, 6,
Basant Vihar, W.H.C Road
Shankar Nagar, Nagpur- 440010
Tel.: 0712-2558581

Vishakhapatnam

Schneider Electric India (P) Ltd.
Ratnam's Business Centre,
D.N.10-1-43, 1st Floor
Siripuram Fort,C.B.M.Compound,
Visakhapatnam- 530016
Tel.: 0891 - 2508990

Chandigarh

Schneider Electric India (P) Ltd.
2nd Floor of Tower A
Bestech Business Tower
Sector-66
Mohali- 160059
Tel.: 0172-3324500

Kolkata

Schneider Electric (I)Pvt.Ltd,
BP-4, Sector-V
Technopolis
3rd floor, Salt Lake City
Kolkata- 700 091
Tel.: 033-333640100-101

Nashik:

Schneider Electric India (P) Ltd.
401, 4th Floor Rishi Raj Towers, Jehan
Circle, Gangapur Road,
Nashik- 422013
Tel: +91-7620498557

Chennai

Schneider Electric India (P) Ltd.
No:29, 2nd floor, Bannari Amman Towers,
B-Block,RK Salai, Mylapore,
Chennai - 600 004
Tel.:044- 39404000

Lucknow

Schneider Electric India (P) Ltd.
1st Floor, Asha Bhawan 27 / II -A,
Gokhale Marg, Lucknow- 226001
Tel.: 0522-4006010

Pune

Schneider Electric India (P) Ltd.
1st Floor, R.B. Business Centre
Above Dass Electronics
Sanghvi Nagar, Aundh, Pune- 411007
Tel.: 020-39404000

Customer Care Centre

Monday-Saturday, 9 a.m. to 8 p.m.
Toll-free numbers: 1800 419 4272, 1800 103 0011
Email: customercare.in@schneider-electric.com

For more information, visit our website at: www.se.com/in

- All Prices are in Indian Rupees.
- Prices are subject to change without notice.
- Prices charged will be as prevailing on the date of dispatch.
- Maximum Retail Price (MRP) is inclusive of all taxes

- Tax incidence on invoices is basis applicable GST rates. Invoice amount not to exceed MRP.
- Invoice Amount = (MRP – less Applicable discount) + Applicable GST %

Distributor